

ADI SOYADI:

İLKOKUL

İNGİLİZCE KONU ANLATIM ÇALIŞMASI

VÜCUDUN BÖLÜMLERİ

Aşağıda verilen vücudumuzun bölünlerinin adlarını yazalım.

Head

Hand

Shoulder

Eyes

Hair

Mouth

Leg and knee

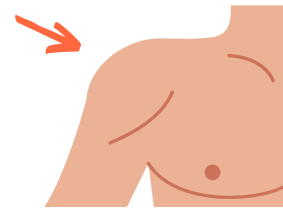
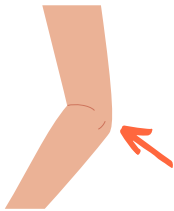

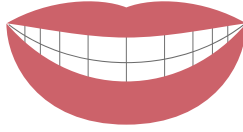
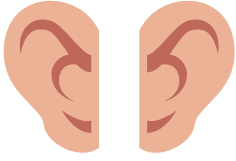
Ears

Body

Nose

Arm and elbow

Foot



ADI SOYADI:

İLKOKUL

İNGİLİZCE KONU ANLATIM ÇALIŞMASI

VÜCUDUN BÖLÜMLERİ

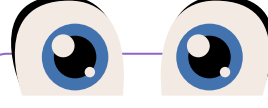
Aşağıda verilen vücudumuzun bölünlerinin adını işaretleyelim.



- ear
- mouth
- eyes



- eyes
- nose
- neck



- teeth
- hair
- eyes



- tongue
- mouth
- nose



- cheeks
- nose
- teeth



- tongue
- chin
- hair



- neck
- forehead
- cheeks



- chin
- face
- eyes



- hair
- mouth
- chin



- eyes
- neck
- forehead



- face
- teeth
- mouth



- neck
- eyes
- ear

ADI SOYADI:

İLKOKUL


İNGİLİZCE KONU ANLATIM ÇALIŞMASI

VÜCUDUN BÖLÜMLERİ


Aşağıda verilen vücudumuzun bölünlerini adları ile eşleştirelim.



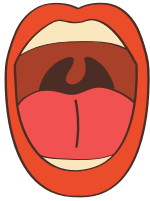
nose



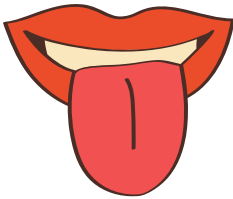
mouth



tongue



lips



teeth



eyes



ear

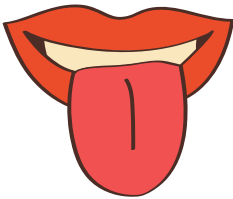
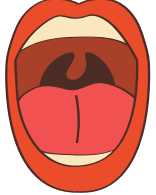


ADI SOYADI:

İLKOKUL

İNGİLİZCE KONU ANLATIM ÇALIŞMASI

VÜCUDUN BÖLÜMLERİ

Aşağıda verilen vücudumuzun bölünlerini adları ile eşleştirelim.



nose

mouth

tongue

lips

teeth

eyes

ear

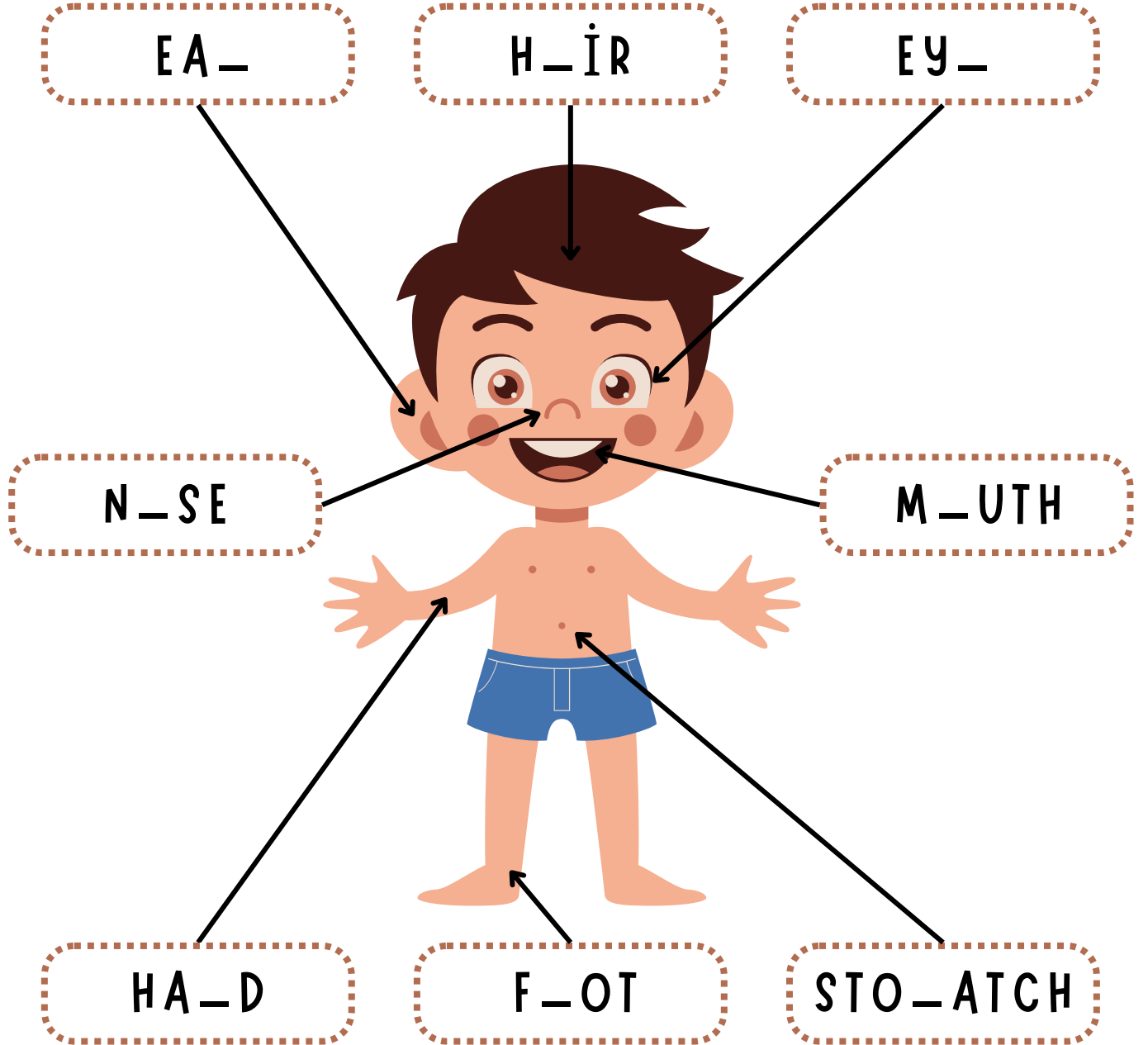
ADI SOYADI:

İLKOKUL

İNGİLİZCE KONU ANLATIM ÇALIŞMASI

VÜCUDUN BÖLÜMLERİ

Aşağıda verilen vücudumuzun bölünlerinin adlarındaki eksik harfleri tamamlayalım.




ADI SOYADI:

İLKOKUL

İNGİLİZCE KONU ANLATIM ÇALIŞMASI

VÜCUDUN BÖLÜMLERİ

Aşağıda verilen vücudumuzun bölünlerinin görsellerini kesip uygun kutucuğa yapıştıralım.




What do you use to smell?




What do you use to see?



What do you use to hear?



What do you use to eat?



Where do your eyebrows rest?



What do you use to explore the world?



What do you use to turn your head?



What do you use to kick a ball?

