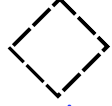
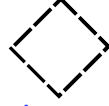
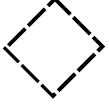
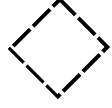

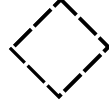

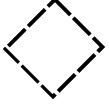









ü - Ü - s - S - ö - Ö - y - Y - d - D - z - Z

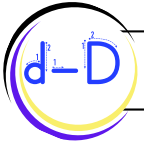


Adında "d" sesi bulunan varlıkları işaretleyelim.




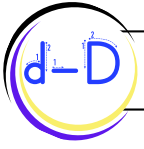
"d" sesi, görselin başında mı ortasında mı yoksa sonunda mı? işaretleyelim.




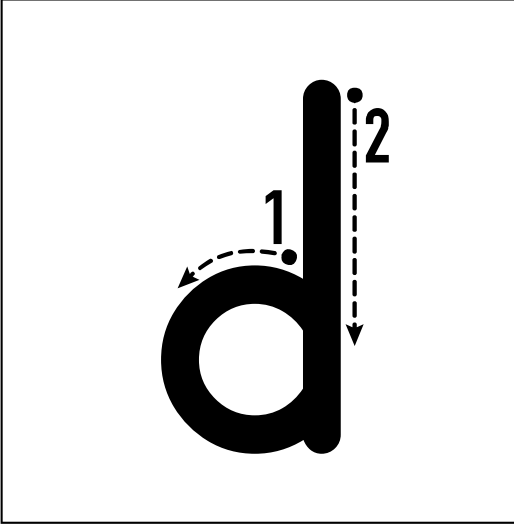


ü - Ü - s - S - ö - Ö - y - Y - d - D - z - Z

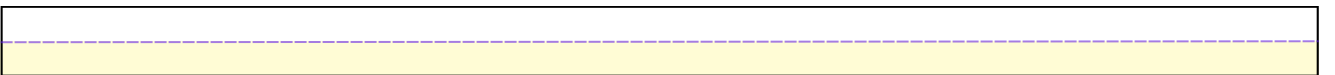

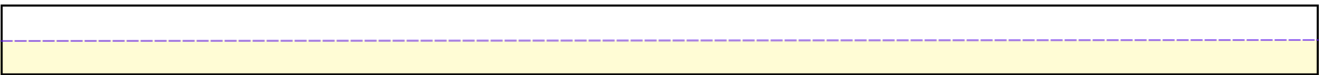

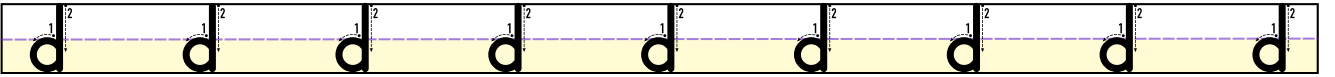
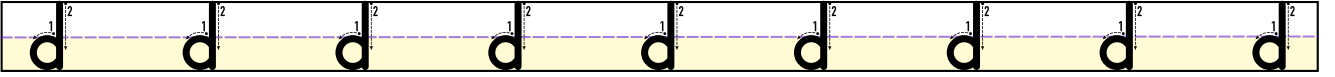


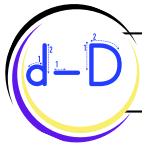


ü - Ü - s - S - ö - Ö - y - Y - d - D - z - Z


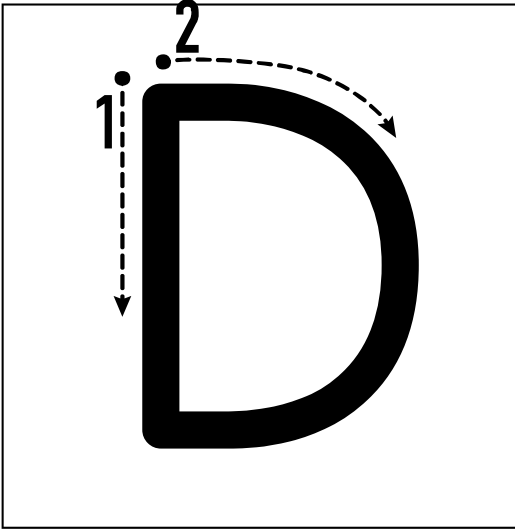


“d” harflerindeki noktaları birleştirelim ve yazalım.






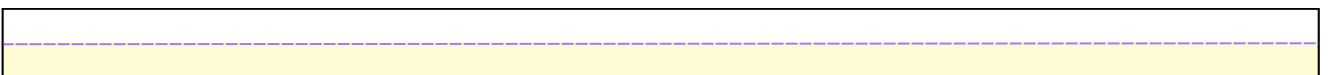
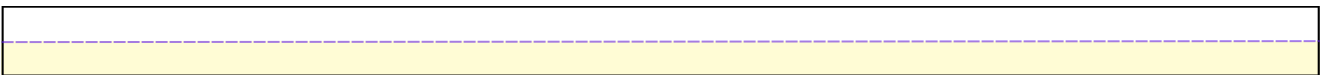
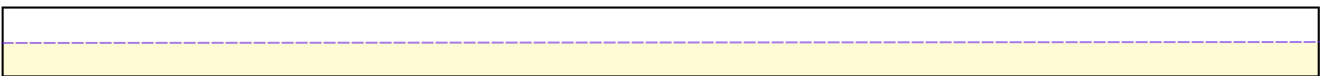
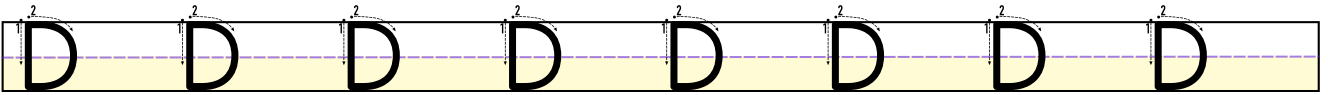
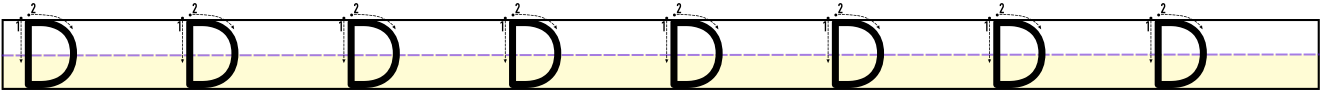
ü - Ü - s - S - ö - Ö - y - Y - d - D - z - Z

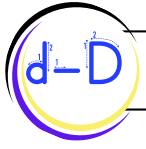


Yılan



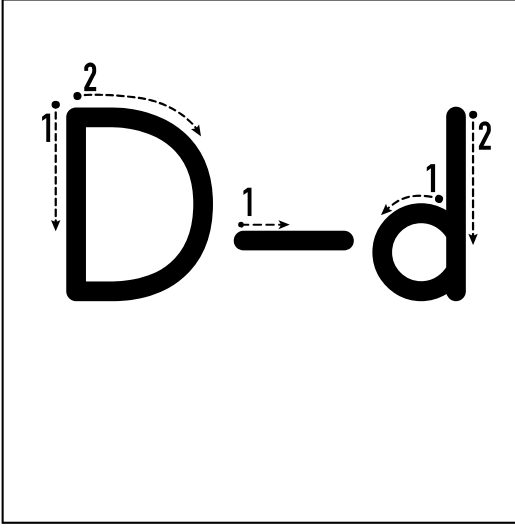


"D" harflerindeki noktaları birleştirelim ve yazalım.





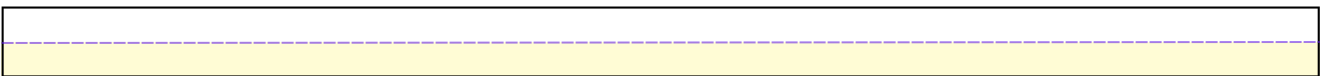
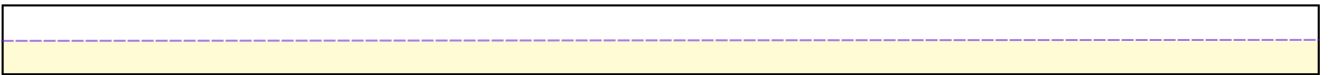




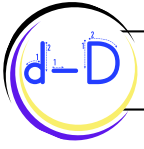
ü - Ü - s - S - ö - Ö - y - Y - d - D - z - Z





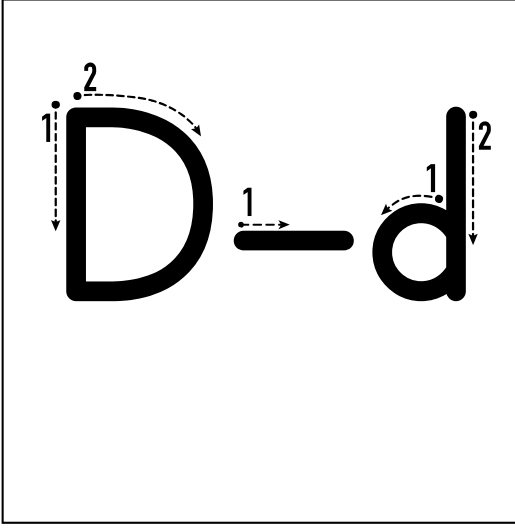
"D-d" harflerindeki noktaları birleştirelim ve yazalım.

D d D d D d D d D d D





ü - Ü - s - S - ö - Ö - y - Y - d - D - z - Z



Aşağıdaki kelimeleri okuyup bir satır yazalım.

ad

ed

od

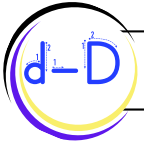
ud

üd


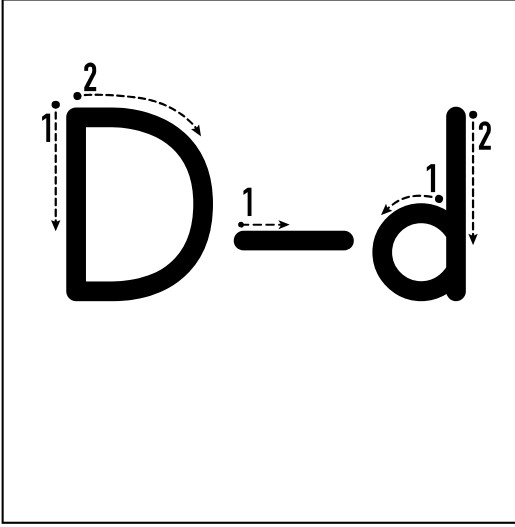
id

id

da



ü - Ü - s - S - ö - Ö - y - Y - d - D - z - Z



Aşağıdaki kelimeleri okuyup bir satır yazalım.

da

de

dı

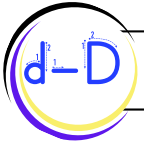
di

do



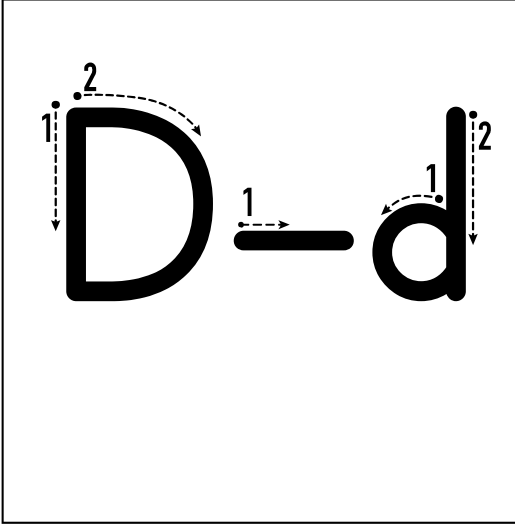
du

dü

de



ü - Ü - s - S - ö - Ö - y - Y - d - D - z - Z



Aşağıdaki kelimeleri okuyup bir satır yazalım.

dal

del

don

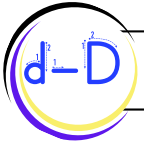
dün

dil


doy

dem

dok



ü - Ü - s - S - ö - Ö - y - Y - d - D - z - Z



Aşağıdaki hece ve kelimeleri okuyup yazalım.

da yı

dayı

o dun


der ya

do ruk

do lu

ke di

do ku ma




du yu ru

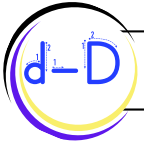
da ki ka

des tek le

dö kü man



do lu nay



ü - Ü - s - S - ö - Ö - y - Y - d - D - z - Z



Aşağıdaki hece ve kelimeleri okuyup yazalım.

du yu
duyu

a dil


a da

lediy lek

dü dük

dok tor

don dur ma




ku man da

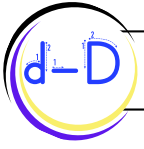
dik kat li

dol ma lık

de ne me



mü dür lük



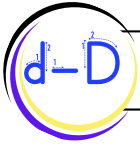
ü - Ü - s - S - ö - Ö - y - Y - d - D - z - Z



Aşağıdaki hece ve kelimeleri okuyalım.

Okuduğumuz hece veya kelimeyi silgi ile kapatıp altına yazalım.

ad	ed	od	öy	ud	üd
da	de	dı	di	du	dü
dal	del	dol	dul	don	dön
dayı	dolu	dile	duru	dere	diri
deri	mide	dayı	dolu	demlik	müdür
kürdan	dolma	kuma	dikkatli	Didem	yedi.
okulda	duyuru	okudu.	kedi	ördek	radyo
doktor	Dünya	Âdem	döktüm	duydun	destek



ü - Ü - s - S - ö - Ö - y - Y - d - D - z - Z



egitimgen

dok tor

doktor

egitimgen

ke di

kedi

egitimgen

dü dük

düdük



egitimgen

dam la

damla

egitimgen

dün ya

dünya

egitimgen

dok san

90

doksan

egitimgen

man dal

mandal

egitimgen

de de

dede

egitimgen

dok tor

doktor



egitimgen

dö ner

döner

egitimgen

dü men

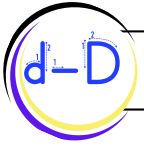
dümen

egitimgen

rad yo

radyo






ü - Ü - s - S - ö - Ö - y - Y - d - D - z - Z





Aşağıda görselleri verilen varlıkların adlarını yazalım.



A rectangular box with a dashed purple line and a yellow background for writing.





A rectangular box with a dashed purple line and a yellow background for writing.



A rectangular box with a dashed purple line and a yellow background for writing.



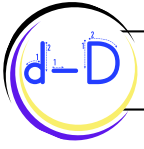
A rectangular box with a dashed purple line and a yellow background for writing.



A rectangular box with a dashed purple line and a yellow background for writing.





A rectangular box with a dashed purple line and a yellow background for writing.



ü - Ü - s - S - ö - Ö - y - Y - d - D - z - Z




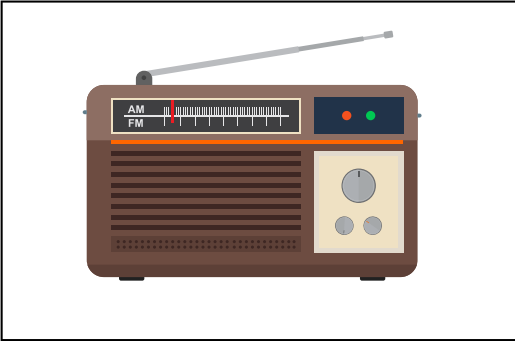
Aşağıda görselleri verilen varlıkların adlarını yazalım.



A rectangular box with a dashed purple line across the middle and a yellow background at the bottom, intended for writing the name of the Earth.



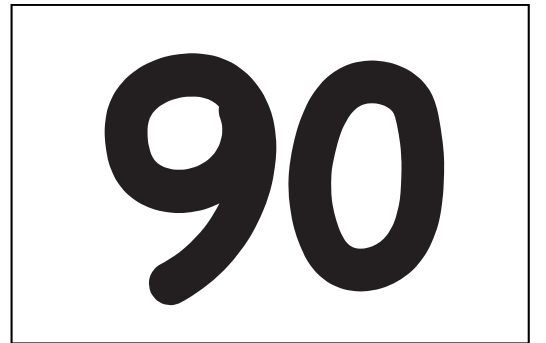

A rectangular box with a dashed purple line across the middle and a yellow background at the bottom, intended for writing the name of the elderly man.



A rectangular box with a dashed purple line across the middle and a yellow background at the bottom, intended for writing the name of the radio.



A rectangular box with a dashed purple line across the middle and a yellow background at the bottom, intended for writing the name of the kebab.

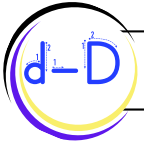


A rectangular box with a dashed purple line across the middle and a yellow background at the bottom, intended for writing the name of the clothespins.



A rectangular box with a dashed purple line across the middle and a yellow background at the bottom, intended for writing the name of the number 90.





ü - Ü - s - S - ö - Ö - y - Y - d - D - z - Z



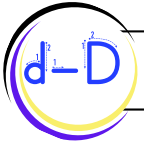
Verilen cümleleri okuyup aştındaki satıra yazalım.

Minik kedi oynuyor.

Sultan yumakla oynuyor.

Demet döner yedi.

Yener yarım elma yedi.



ü - Ü - s - S - ö - Ö - y - Y - d - D - z - Z



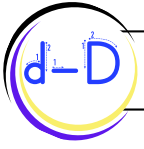
Verilen cümleleri okuyup aştındaki satıra yazalım.

Dilek Eda'ya kedi aldı.

Didem dondurma yedi.

Müdür okulda olur.

Kedi damda oynuyor.



ü - Ü - s - S - ö - Ö - y - Y - d - D - z - Z



Aşağıdaki metni 5 defa okuyalım.

DERYA


Derya döner al.

Derya indirimde.

Derya odanda döner ye.

Derya döneri dikkatle ye.

Derya karnını doyur.



Handwriting practice line with a dashed midline.

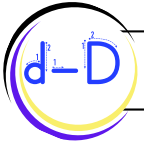
Handwriting practice line with a dashed midline.

Handwriting practice line with a dashed midline.

Handwriting practice line with a dashed midline.

Handwriting practice line with a dashed midline.

Handwriting practice line with a dashed midline.




ü - Ü - s - S - ö - Ö - y - Y - d - D - z - Z



Aşağıdaki metni 5 defa okuyalım.

DONDURMA



Didem dondurma al.

Kaymaklı dondurma al.

Doya doya dondurma ye.

Didem mindere otur da ye.

Dondurmayı dökmeden ye.

Handwriting practice line with a dashed midline and a yellow shaded bottom area.

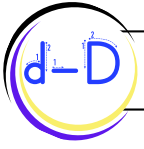
Handwriting practice line with a dashed midline and a yellow shaded bottom area.

Handwriting practice line with a dashed midline and a yellow shaded bottom area.

Handwriting practice line with a dashed midline and a yellow shaded bottom area.

Handwriting practice line with a dashed midline and a yellow shaded bottom area.

Handwriting practice line with a dashed midline and a yellow shaded bottom area.



ü - Ü - s - S - ö - Ö - y - Y - d - D - z - Z



Aşağıda verilen kelimelerden anlamlı ve kurallı cümle yazalım.

aldı

dondurma

dedem

dinledi

Derya

radyo

daima

dönüyor

Dünya

mandalınayı

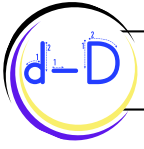
Tülin

soydu

yaladı

dondurmayı


kedi



ü - Ü - s - S - ö - Ö - y - Y - d - D - z - Z



Aşağıdaki metnleri 5 defa okuyalım.



Etti.

İkram etti.

Dondurma ikram etti.

Tane dondurma ikram etti.

Dukuz tane dondurma ikram etti.

Dilan dukuz tane dondurma ikram etti.



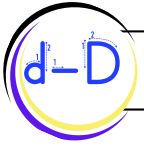
Dana aldı.

Sarı dana aldı.

On tane sarı dana aldı.

Dedem on tane sarı dana aldı.


Adem dedem on tane sarı dana aldı.



ü - Ü - s - S - ö - Ö - y - Y - d - D - z - Z



Aşağıdaki metnleri 5 defa okuyalım.



Yedi.

Döner yedi.

Odasında döner yedi.

Dilek odasında döner yedi.

Odasında döner yedi.

Döner yedi.

Yedi.

Oynadı.

Derede oynadı.

Akan derede oynadı.

Sarı ördekler akan derede oynadı.

Akan derede oynadı.

Derede oynadı.

Oynadı.