

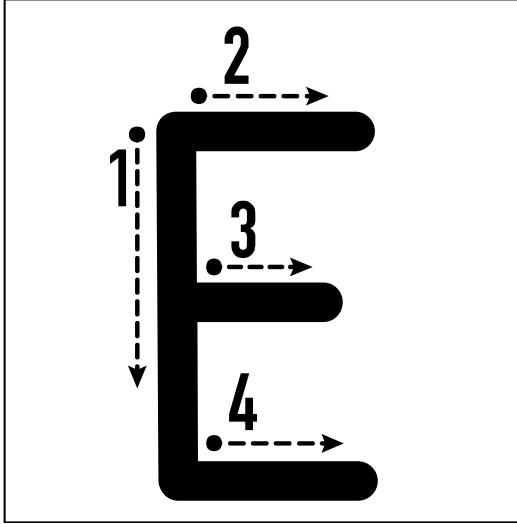


a - A - n - N - e - E - t - T - i - İ - l - L






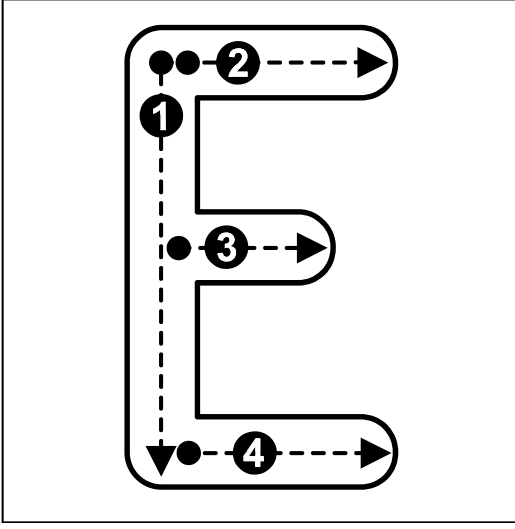
“E” harflerindeki noktaları birleştirelim ve yazalım.

Handwriting practice lines for the letter 'E'. Each line consists of a yellow background with a dashed purple line at the top and a solid purple line at the bottom. The lines are filled with a grid of dashed 'E' characters for tracing.



e-E

a - A - n - N - e - E - t - T - i - İ - l - L



"E" harflerindeki noktaları birleştirelim ve yazalım.

