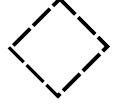
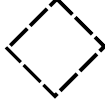

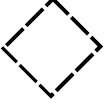

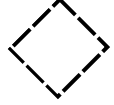
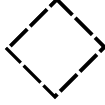

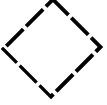












ç - Ç - b - B - g - G - c - C - ş - Ş



Adında "g" sesi bulunan varlıkları işaretleyelim.




"g" sesi, görselin başında mı ortasında mı yoksa sonunda mı? işaretleyelim.



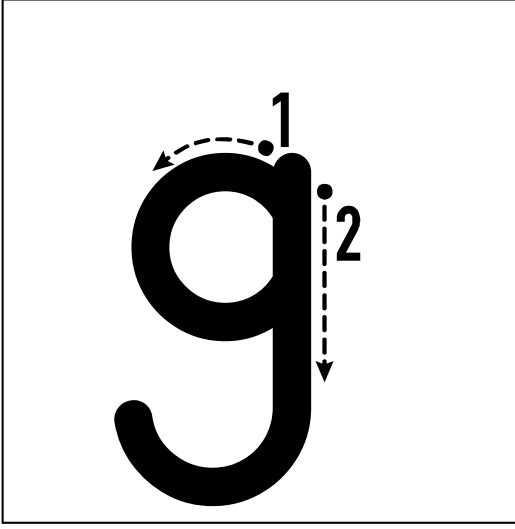


ç - Ç - b - B - g - G - c - C - ş - Ş




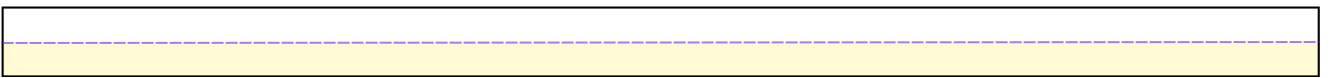
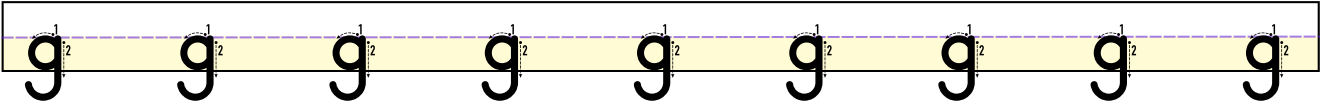
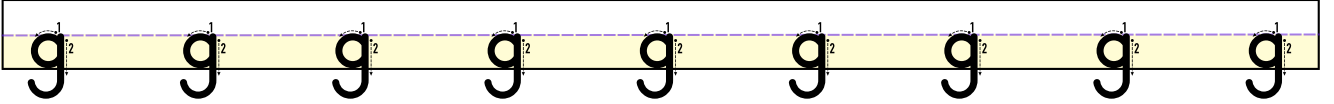




ç - Ç - b - B - g - G - c - C - ş - Ş


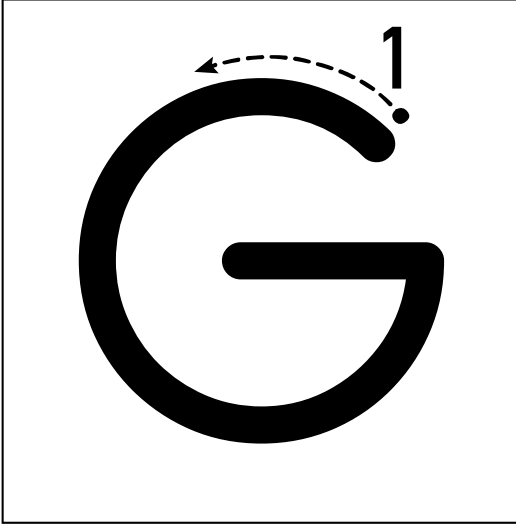


“g” harflerini yazalım.





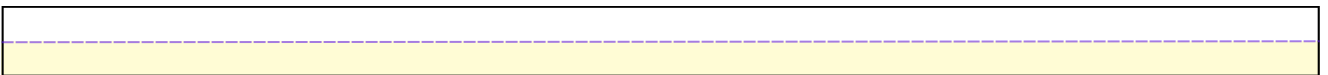
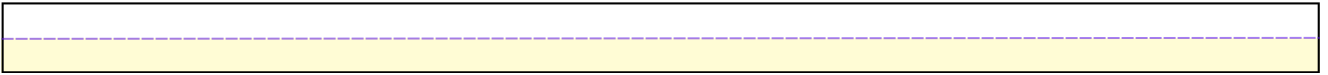
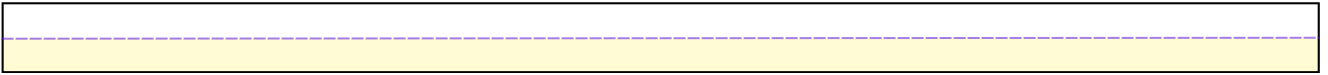
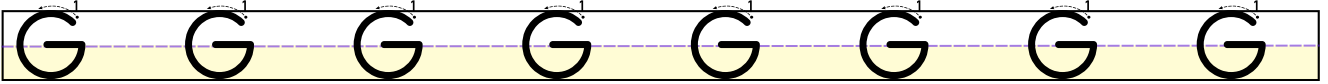
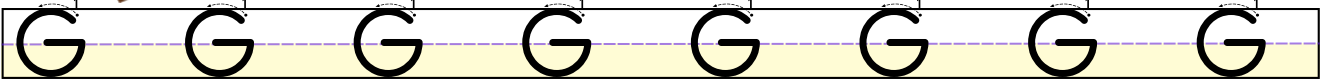
ç - Ç - b - B - g - G - c - C - ş - Ş



Gitar

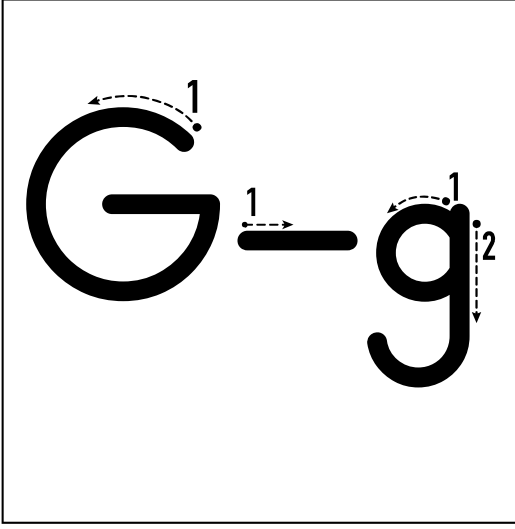


G harfini yazalım.





ç - Ç - b - B - g - G - c - C - ş - Ş



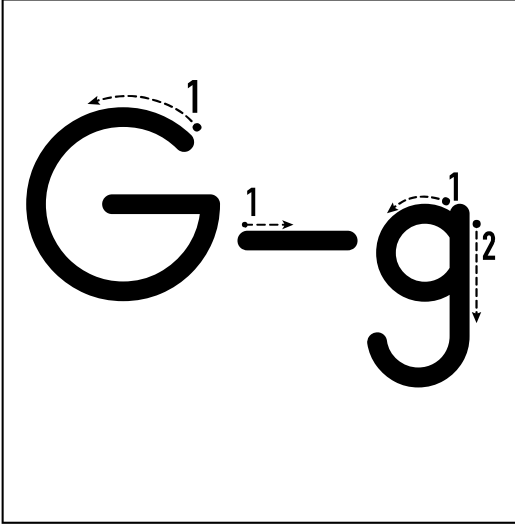
G ve g harfini yazalım.

G g G g G g G g G g

G g G g G g G g G g



ç - Ç - b - B - g - G - c - C - ş - Ş



Geyik



Aşağıdaki heceleri okuyup birer satır yazalım.

ag

eg

og

ög

ug


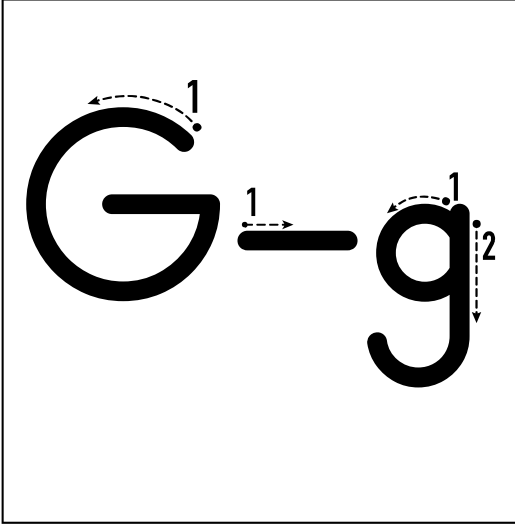
üg

ig

ig



ç - Ç - b - B - g - G - c - C - ş - Ş



Goril



Aşağıdaki heeleri okuyup birer satır yazalım.

ga

ge

gı

gi

go

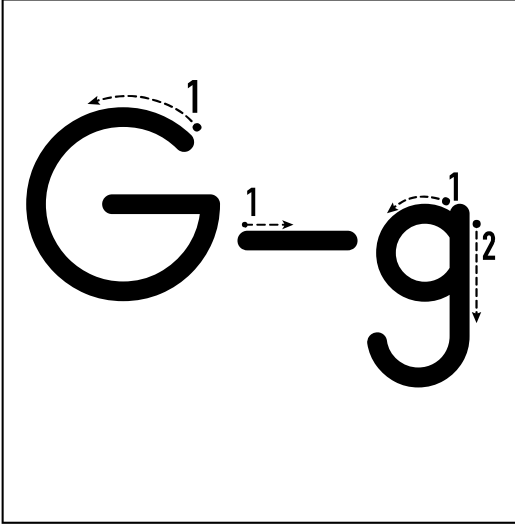
gö

gu

gü



ç - Ç - b - B - g - G - c - C - ş - Ş



Gözlük



Aşağıdaki kelimeleri okuyup birer satır yazalım.

gol

gel

gül

gon

got

göz

gör

gür





ç - Ç - b - B - g - G - c - C - ş - Ş



Aşağıdaki hece ve kelimeleri okuyup yazalım.

ga

zi

ge

mi

göz

le

gazi

gö

let

il

gi


ga

ni

ga

ze

te



çe

kir

ge

göz

le

me

göz


lük

le

gez

me

ler



ge

zen

ler



ç - Ç - b - B - g - G - c - C - ş - Ş



Aşağıdaki hece ve kelimeleri okuyup yazalım.

ser

gi

gi

tar

göz

lük

sergi

yor

gan

man

gal


yan

gın

ger

ge

dan



ge

ze

gen

rüz

gar

lık

üç


gen

ler

çok

gen

ler



kan

gu

ru



ç - Ç - b - B - g - G - c - C - ş - Ş



Aşağıdaki hece ve kelimeleri okuyalım.


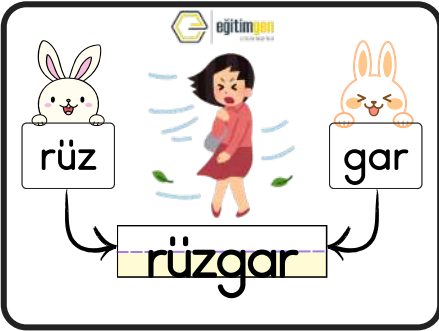
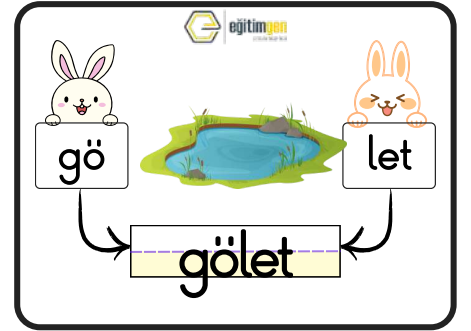

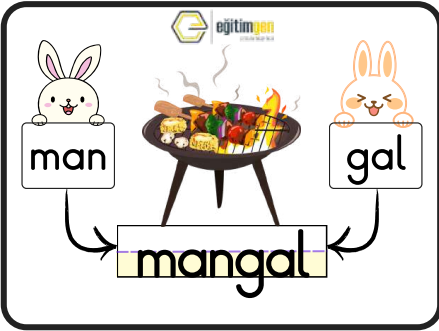
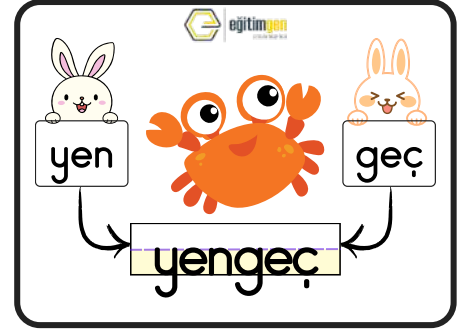
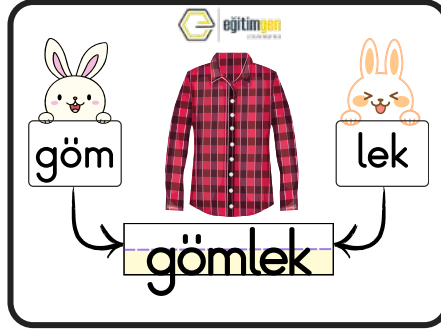
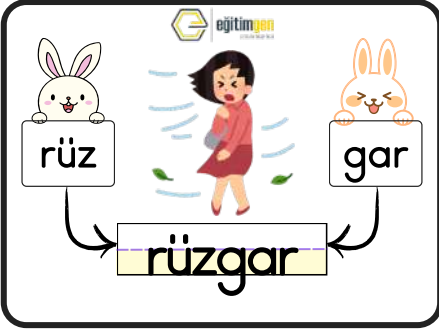
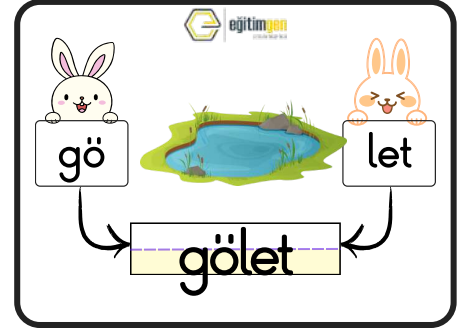

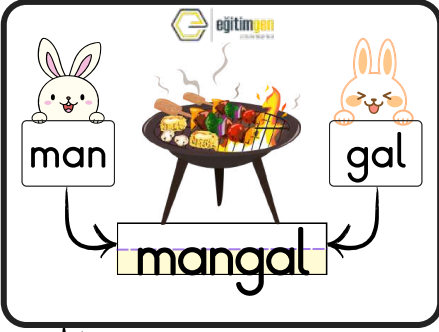
Okuduğumuz hece veya kelimeyi silgi ile kapatıp altına yazalım.

ag	eg	og	ög	ug	üg
ga	ge	ga	ge	go	gö
gu	gü	gı	gi	gol	gür
göz	gez	gül	güm	git	giy

geri	gölet	güzel	güneş	gözlük	geyik
goril	gazoz	karga	gözde	gülme	görme
gömme	gölge	gölgelik	gözlükle	Gülçe	Gülçin
gökyüzü	Giresun	güneşlik	gazete	gazlamak	gözleme



ç - Ç - b - B - g - G - c - C - ş - Ş







ç - Ç - b - B - **g - G** - c - C - ş - Ş





Aşağıda görselleri verilen varlıkların adlarını yazalım.



Blank writing area with a dashed line for the first row.





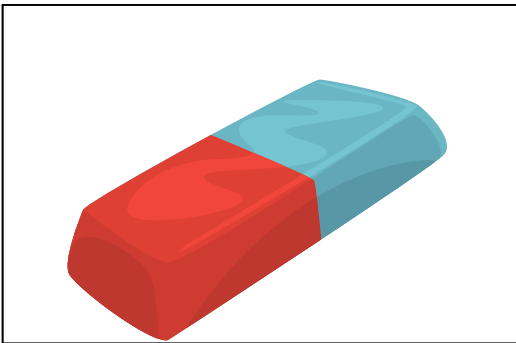
Blank writing area with a dashed line for the first row.



Blank writing area with a dashed line for the first row.



Blank writing area with a dashed line for the first row.



Blank writing area with a dashed line for the first row.






Blank writing area with a dashed line for the first row.



ç - Ç - b - B - g - G - c - C - ş - Ş





Aşağıda görselleri verilen varlıkların adlarını yazalım.



Blank writing area with a dashed line and a yellow background.





Blank writing area with a dashed line and a yellow background.



Blank writing area with a dashed line and a yellow background.



Blank writing area with a dashed line and a yellow background.



Blank writing area with a dashed line and a yellow background.



Blank writing area with a dashed line and a yellow background.



ç - Ç - b - B - g - G - c - C - ş - Ş



Verilen cümleleri okuyup altındaki satıra yazalım.

Gözlük takmayı unutma.

Gülçin gölde balık tuttu.

Gölde yengeç gördük.

Gri renk karga olur mu?



ç - Ç - b - B - g - G - c - C - ş - Ş



Verilen cümleleri okuyup altındaki satıra yazalım.

Kargalar ne ile beslenir?

Gemileri merak ediyor musun?

Güneşte kalma kötü olursun.

Yemekte gazoz içtik.



Aşağıdaki metni 5 defa okuyup, yazalım.

# GİRESUN



Dayımlar Giresun'da.

Biz de Giresun'a gittik.

Giresun çok güzel.

Güzel'da yemekler yedik.

Giresun'da bol bol gezdik.

Handwriting practice line with a dashed midline and a yellow shaded bottom section.

Handwriting practice line with a dashed midline and a yellow shaded bottom section.

Handwriting practice line with a dashed midline and a yellow shaded bottom section.

Handwriting practice line with a dashed midline and a yellow shaded bottom section.

Handwriting practice line with a dashed midline and a yellow shaded bottom section.

Handwriting practice line with a dashed midline and a yellow shaded bottom section.



ç - Ç - b - B - g - G - c - C - ş - Ş



Aşağıdaki metni 5 defa okuyup, yazalım.

# YENGEÇ



Gülden köye gitti.

Köyde gölete gitti.

Gölette balık yakaladı.

Gölde gri yengeç gördü.

Yengeçleri yakalamadı.

---

---

---

---

---

---

---

---

---

---

---

---

---

---

---

---

---

---



ç - Ç - b - B - g - G - c - C - ş - Ş



Aşağıdaki metinleri 5 defa okuyalım.

Gamze



Gamze yazıyor.

Gamze yazı yazıyor.

Gamze gazetesinde yazı yazıyor.

Gamze okul gazetesinde yazı yazıyor.

Gamze okul gazetesinde anı yazısı yazıyor.



Ege



Ege aldı.

Ege silgiler aldı.

Ege güzel silgiler aldı.

Ege kırtasiyeden güzel silgiler aldı.



ç - Ç - b - B - g - G - c - C - ş - Ş



Aşağıdaki metni 5 defa okuyup, yazalım.



Gönül

Gönül gitti.

Gönül gezmeye gitti.

Gönül Giresun'a gezmeye gitti.

Gönül gemiyle Giresun'a gezmeye gitti.

Gönül gemi ile Giresun'a gezmeye gitti.



Ege çalıyor.



Ege gitar çalıyor.

Ege güzel gitar çalıyor.

Ege kursunda güzel gitar çalıyor.

Ege gitar kursunda güzel gitar çalıyor.