


ADI SOYADI:

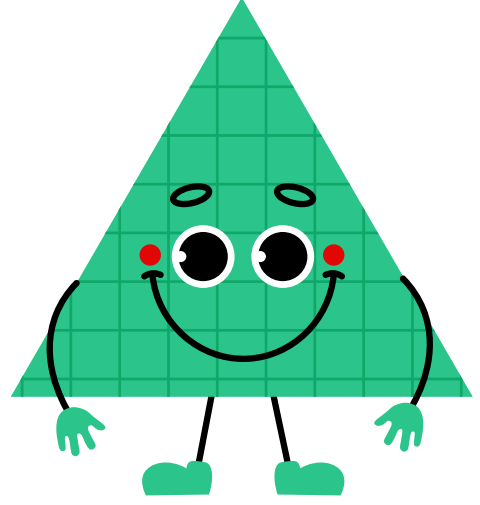
İLKOKUL

MATEMATİK KONU ANLATIM ÇALIŞMASI


GEOMETRİK ŞEKİLLER




Merhaba,  
Ben Daire




Merhaba,  
Ben Üçgen



Merhaba,  
Ben Kare



Merhaba,  
Ben Dikdörtgen



Merhaba,  
Ben Çember

ADI SOYADI:

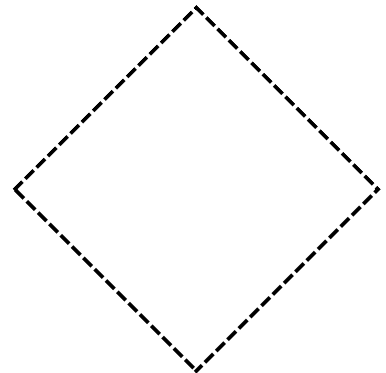
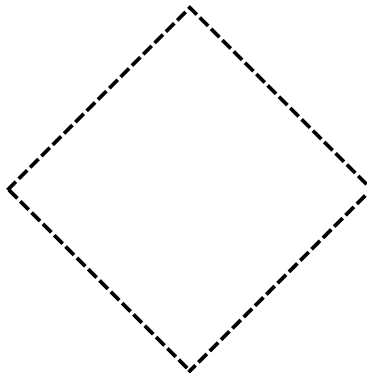
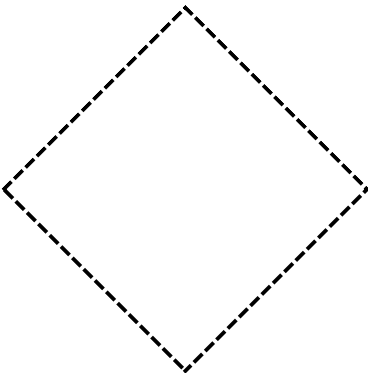





İLKOKUL

MATEMATİK KONU ANLATIM ÇALIŞMASI

GEOMETRİK ŞEKİLLER



Aşağıdaki geometrik şeklin adını ve özelliklerini yazalım.  
Noktaları birleştirerek farklı kare modelleri çizelim.



ADI SOYADI:






İLKOKUL

MATEMATİK KONU ANLATIM ÇALIŞMASI

GEOMETRİK ŞEKİLLER



Aşağıdaki geometrik şeklin adını ve özelliklerini yazalım.  
Noktaları birleştirerek farklı dikdörtgen modelleri çizelim.



ADI SOYADI:

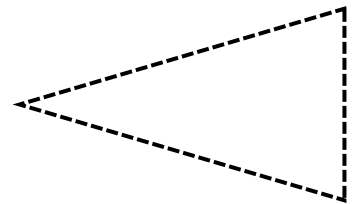
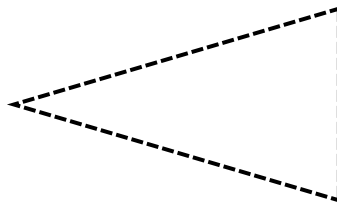
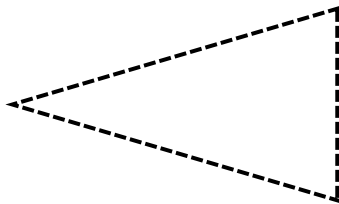
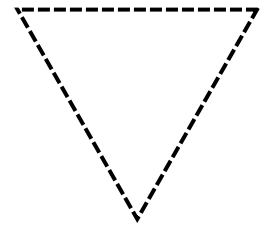
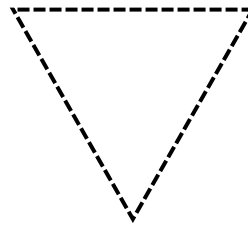
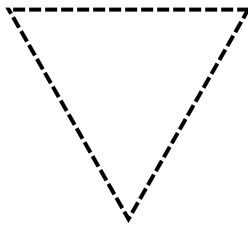
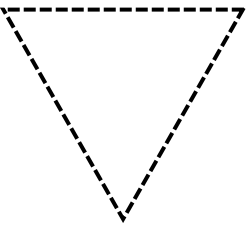
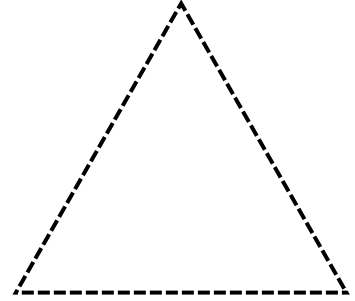
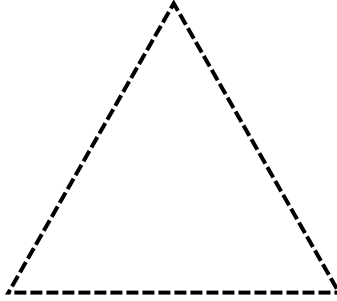
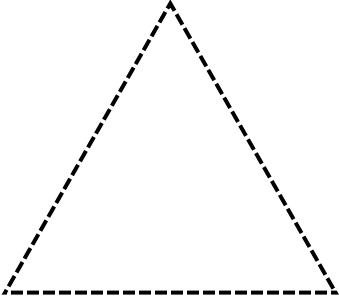
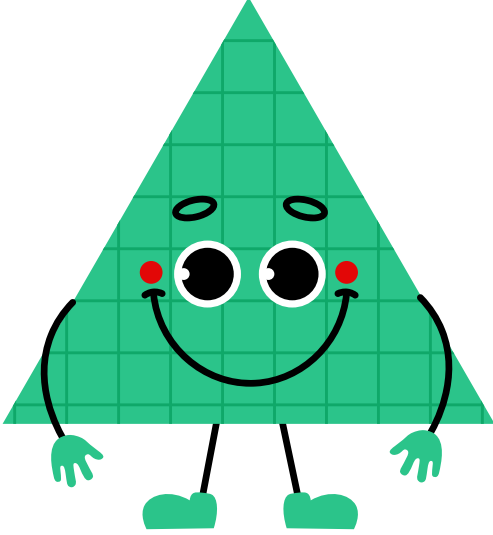
İLKOKUL

MATEMATİK KONU ANLATIM ÇALIŞMASI

GEOMETRİK ŞEKİLLER



Aşağıdaki geometrik şeklin adını ve özelliklerini yazalım.  
Noktaları birleştirerek farklı üçgen modelleri çizelim.



ADI SOYADI:

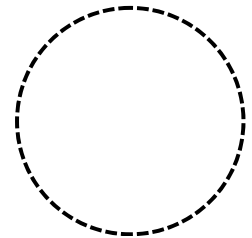
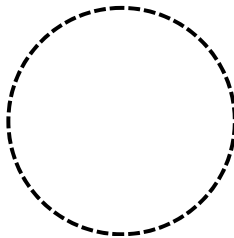

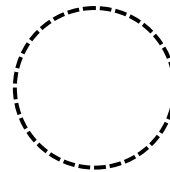
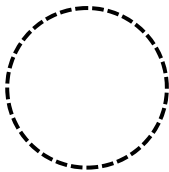




İLKOKUL

MATEMATİK KONU ANLATIM ÇALIŞMASI

GEOMETRİK ŞEKİLLER



Aşağıdaki geometrik şeklin adını ve özelliklerini yazalım.  
Noktaları birleştirerek farklı daire modelleri çizelim.



ADI SOYADI:

İLKOKUL

MATEMATİK KONU ANLATIM ÇALIŞMASI

GEOMETRİK ŞEKİLLER



Aşağıdaki geometrik şeklin adını ve özelliklerini yazalım.  
Noktaları birleştirerek farklı çember modelleri çizelim.

