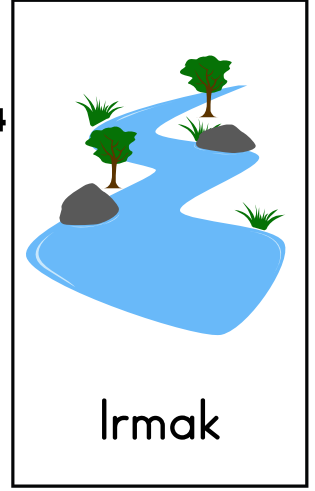
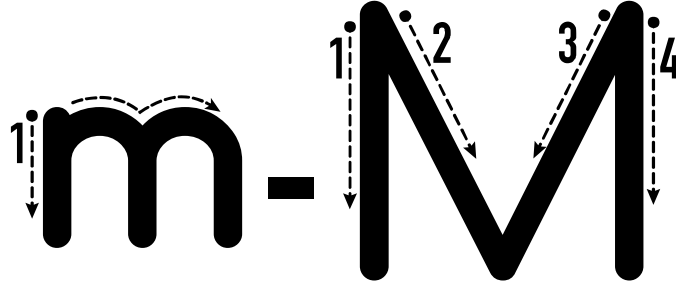


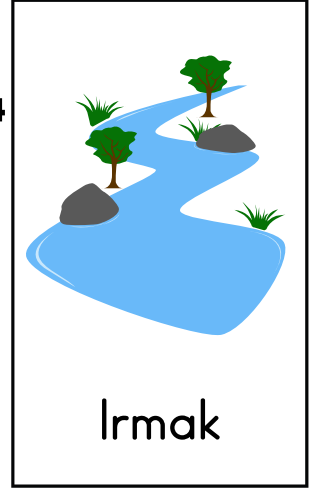
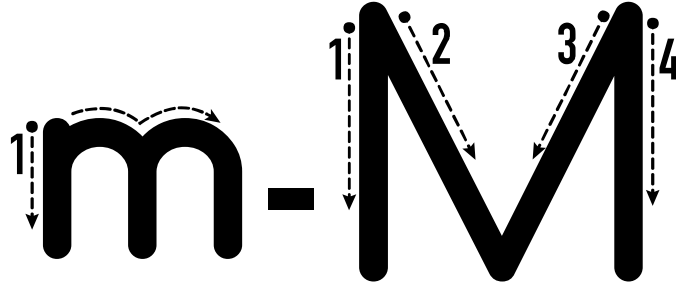
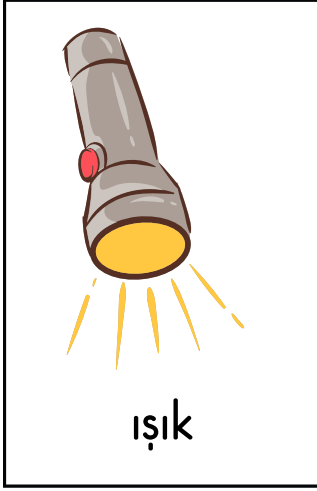
ışık



Irmak

Aşağıdaki varlıkların adlarını söyleyelim. Adında "m" sesi olan varlıkları işaretleyelim.





Aşağıdaki varlıkların adlarında bulunan "m" sesleri başta ise baştaki, ortada ise ortadaki, sonda ise sondaki kutucuğu işaretleyelim.

























o - O - k - K - u - U - r - R - ı - İ - m - M



- Sevimli mirketin arkadaşlarına giden yolu bulmasına yardım eder misin?
- "m" harf labirentini boyar mısın?






o - O - k - K - u - U - r - R - ı - İ - m - M




- Sevimli mirketin arkadaşlarına giden yolu bulmasına yardım eder misin?
- "M" harf labirentini boyar mısın?





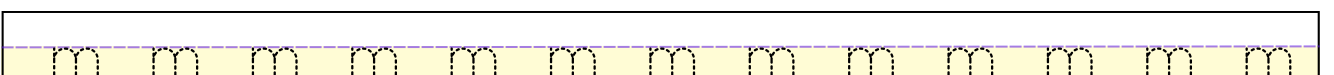
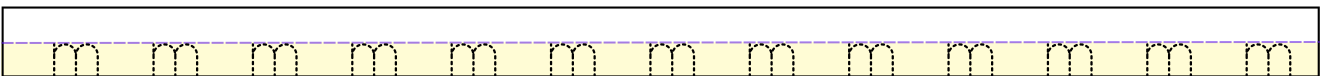
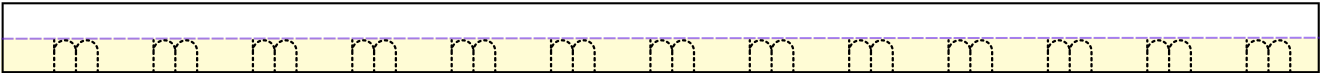
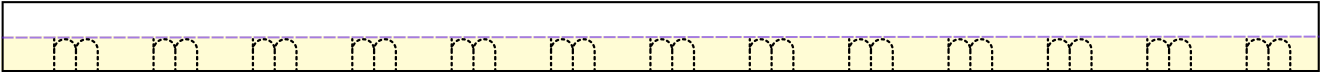
o - O - k - K - u - U - r - R - ı - İ - m - M



Mont

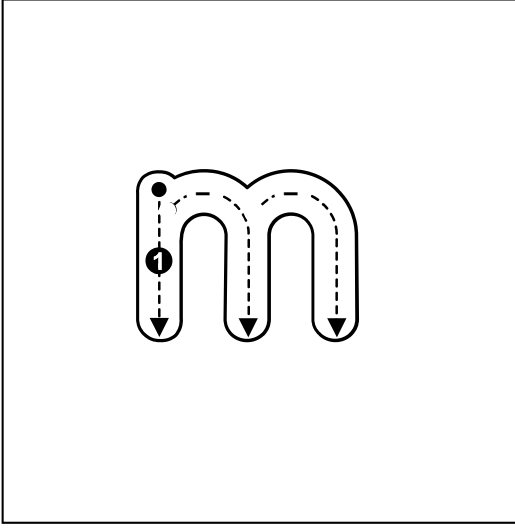


“m” harflerindeki noktaları birleştirelim ve yazalım.





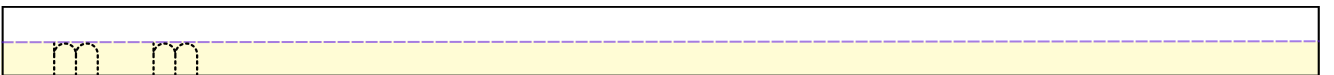
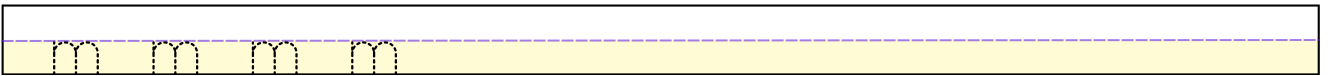
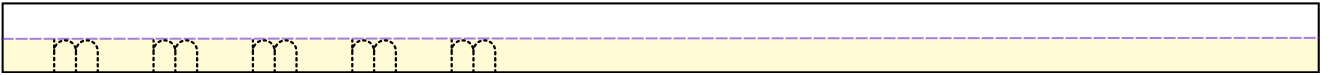

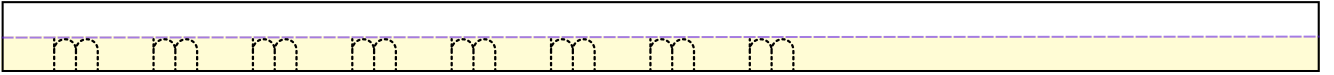
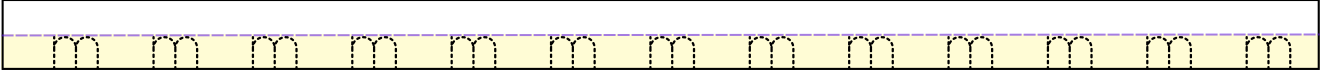
o - O - k - K - u - U - r - R - ı - İ - m - M



Makas

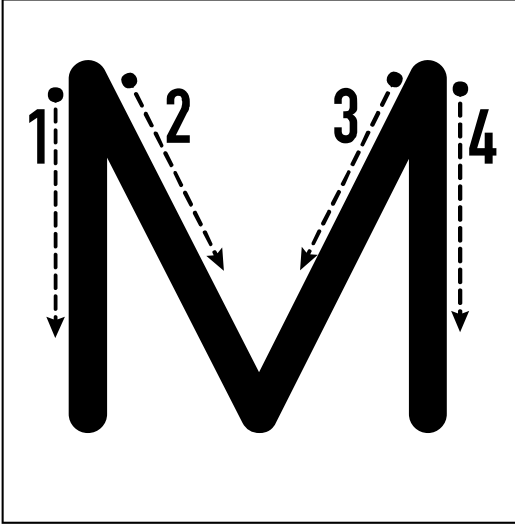


“m” harflerindeki noktaları birleştirelim ve yazalım.





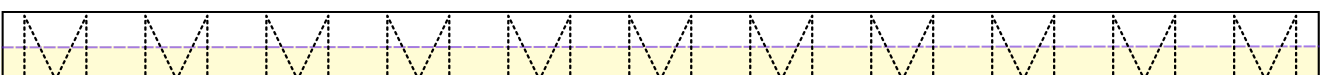
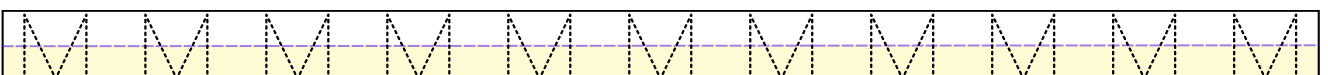
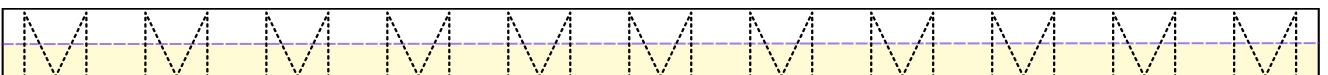
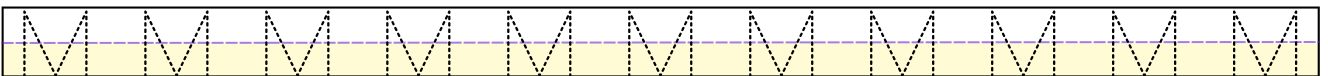
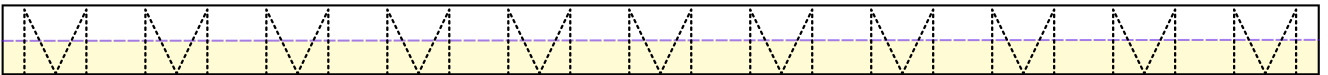
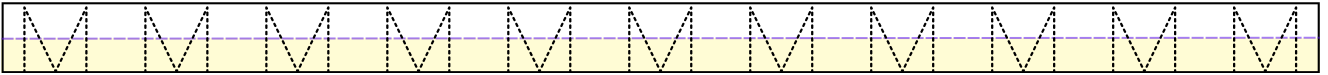
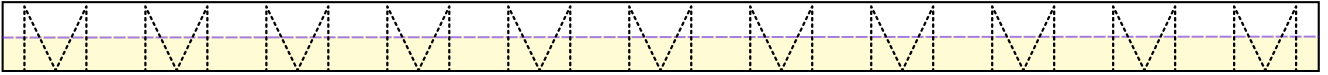
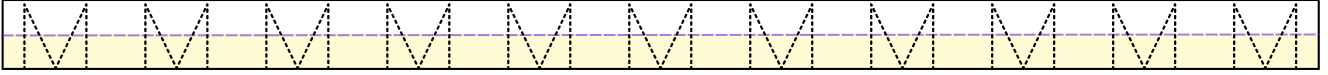
o - O - k - K - u - U - r - R - ı - İ - m - M



Maymun


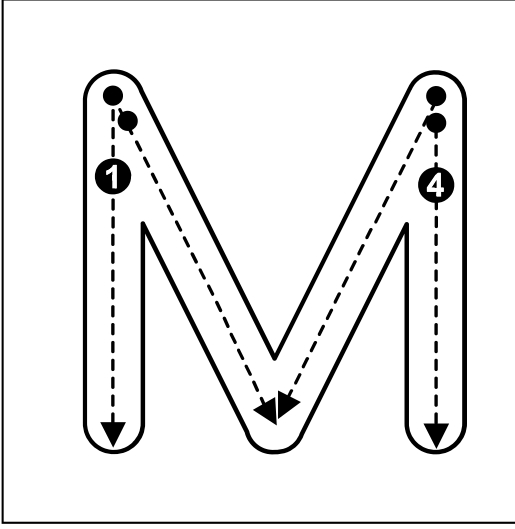


“M” harflerindeki noktaları birleştirelim ve yazalım.



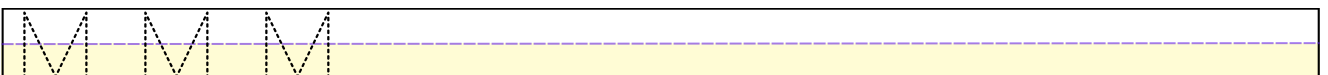
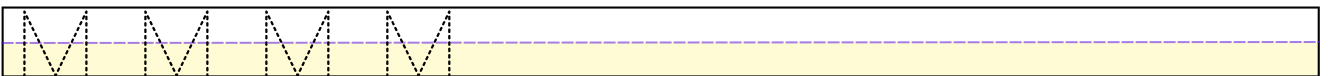
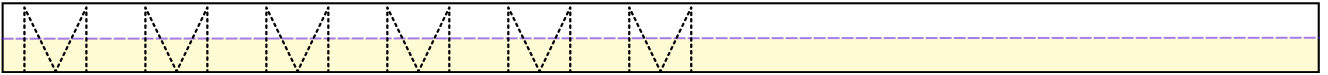
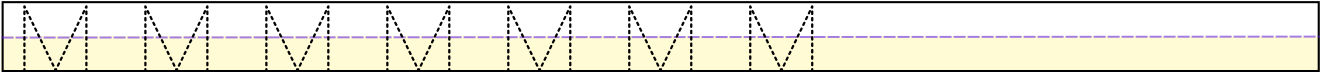
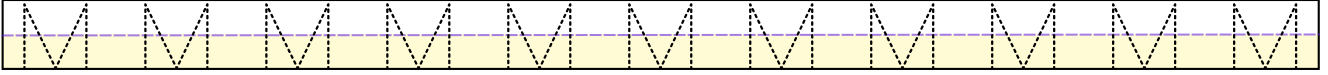




o - 0 - k - K - u - U - r - R - ı - İ - m - M

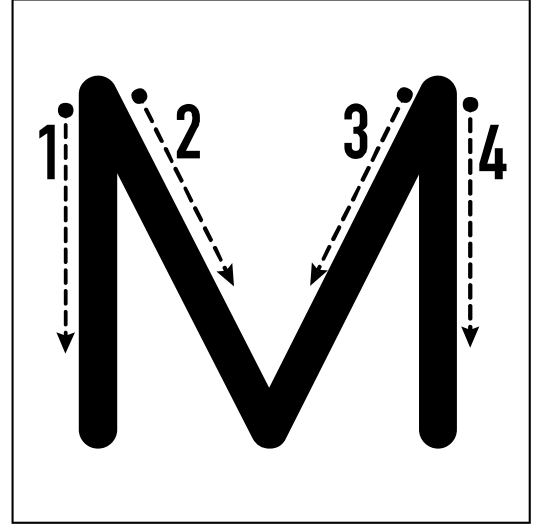



"M" harflerindeki noktaları birleştirelim ve yazalım.





o - O - k - K - u - U - r - R - ı - İ - m - M



“m ve M” harflerindeki noktaları birleştirelim ve yazalım.

m M m M m M m M

m M m M m M m M

m M m M m M m M

m M m M m M m M

m M m M m M m M

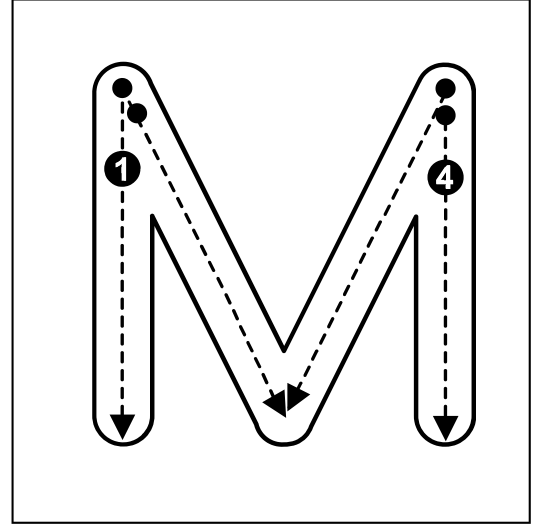
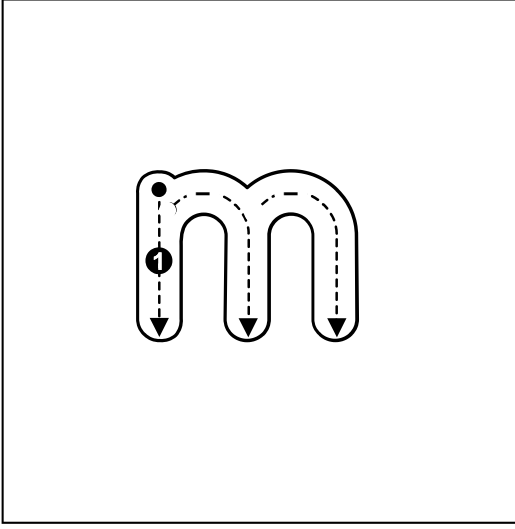
m M m M m M m M

m M m M m M m M

m M m M m M m M



o - O - k - K - u - U - r - R - ı - İ - m - M



“m ve M” harflerindeki noktaları birleştirelim ve yazalım.

m M m M m M m M

m M m M m M

m M m M m

m M m

m M

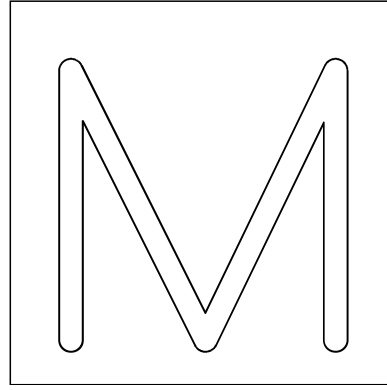


m M

m M


m M



o - O - k - K - u - U - r - R - ı - İ - m - M



"m ve M" harflerinin yazılı olduğu elmaları istediğiniz renge boyayın.






o - O - k - K - u - U - r - R - ı - İ - m - M



"M" harf mandalasını istediğiniz renge boyayınız.






o - O - k - K - u - U - r - R - ı - İ - m - M



"M" harf mandalasını istediğiniz renge boyayınız.





o - O - k - K - u - U - r - R - ı - İ - m - M



Aşağıdaki hece ve kelimeleri okuyup yazalım.

e m
em
em

em
em
em

m e
me
me

ı m
im
im

m ı
mı
mı

i m
im
im

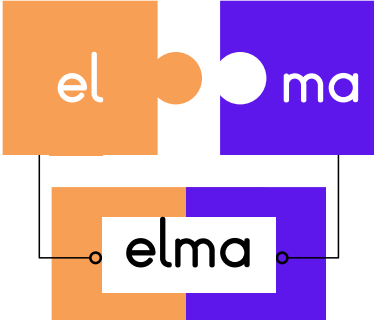
m i
mi
mi

o m
om
om

m o
mo
mo

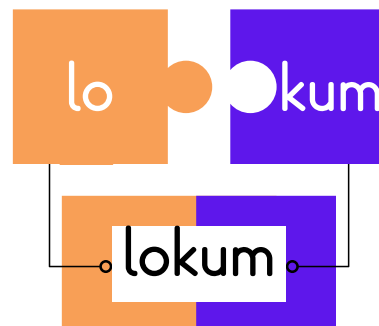

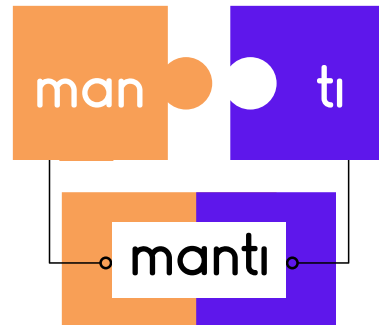
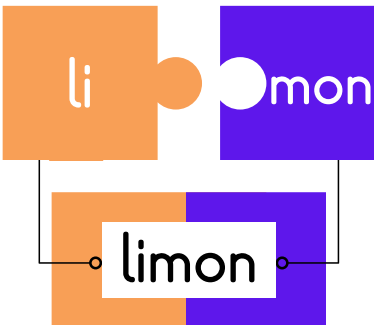
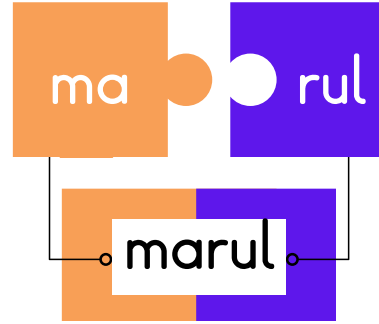
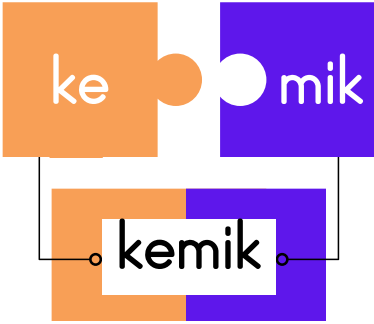
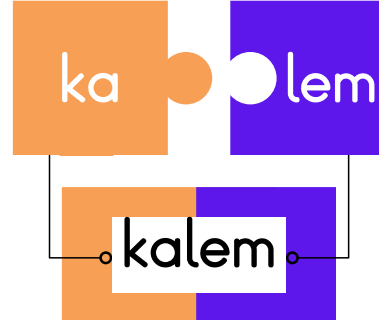


Aşağıdaki hece ve kelimeleri okuyup yazalım.



elma

elma







o - O - k - K - u - U - r - R - ı - İ - m - M



Aşağıdaki hece ve kelimeleri okuyup yazalım.



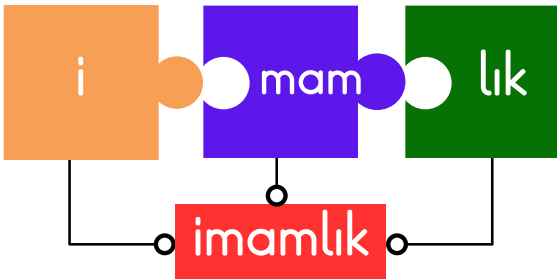
Blank writing lines for the word 'komutan'.



Blank writing lines for the word 'minate'.



Blank writing lines for the word 'kalemlik'.



Blank writing lines for the word 'imamlık'.



o - O - k - K - u - U - r - R - ı - İ - m - M



Aşağıdaki hece ve kelimeleri okuyup yazalım.

ma ki ne
makine

Blank writing lines for the word 'makine'.

ke mer lik
kemerlik

Blank writing lines for the word 'kemerlik'.

e mir le
emirle

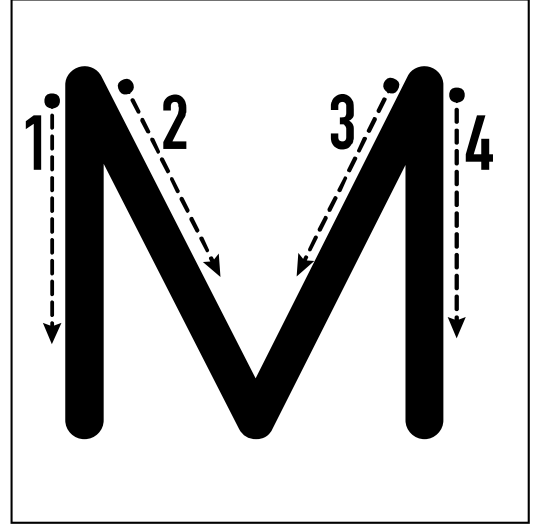

Blank writing lines for the word 'emirle'.

ma ta ra
matara

Blank writing lines for the word 'matara'.



o - 0 - k - K - u - U - r - R - ı - İ - m - M



Aşağıdaki kelimeleri okuyup bir satır yazalım.

mola

komik

mala

kama

tamam

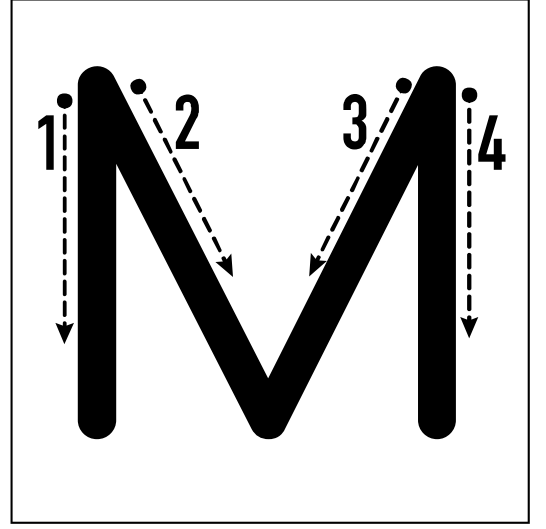
lama

mana

anla



o - O - k - K - u - U - r - R - ı - İ - m - M



Aşağıdaki kelimeleri okuyup bir satır yazalım.

emek

melek

maket

kelime

emekli




Emine

Emel

Emre






Aşağıda görselleri verilen varlıkların adlarını yazalım.





Blank writing area with a dashed line and a yellow background.

Blank writing area with a dashed line and a yellow background.



Blank writing area with a dashed line and a yellow background.

Blank writing area with a dashed line and a yellow background.



Blank writing area with a dashed line and a yellow background.


Blank writing area with a dashed line and a yellow background.



o - O - k - K - u - U - r - R - ı - İ - m - M




Aşağıda görselleri verilen varlıkların adlarını yazalım.



Blank writing area with a dashed line and a yellow background.




Blank writing area with a dashed line and a yellow background.



Blank writing area with a dashed line and a yellow background.



Blank writing area with a dashed line and a yellow background.



Blank writing area with a dashed line and a yellow background.



Blank writing area with a dashed line and a yellow background.




o - O - k - K - u - U - r - R - ı - İ - m - M



Aşağıda verilen kelimeleri hecelerine ayıralım.

emekli



makine




kalemlik



ekmekli




mana



elma



mala



Emre






o - O - k - K - u - U - r - R - ı - İ - m - M



Aşağıda verilen kelimeleri hecelerine ayıralım.

numara



mutluluk




kemikli



ekmeklik




martı



minik



orman



market





o - O - k - K - u - U - r - R - ı - İ - m - M



Verilen cümleleri okuyup aştındaki satıra yazalım.

Emine iki ekmek alma.

Emre marketten iki limon al.

Emin makine ile mala alma.

Melike matematik konu anlat.



o - O - k - K - u - U - r - R - ı - İ - m - M



Verilen cümleleri okuyup aştındaki satıra yazalım.

Melike marketten limonata al.

Blank writing line for the sentence "Melike marketten limonata al."

Kemal oku komik olma.

Blank writing line for the sentence "Kemal oku komik olma."

Kamil tekerleme oku.

Blank writing line for the sentence "Kamil tekerleme oku."

Melike kelime kelime mani anlat.

Blank writing line for the sentence "Melike kelime kelime mani anlat."



o - 0 - k - K - u - U - r - R - ı - İ - m - M



Aşağıdaki metni 5 defa okuyalım.

KEMAL

Kemal irmik al.

Marketten un al.

Meral ke ikram etti.

Kemal ekmek ikram et.

Kemal marul ikram etme.



Blank writing line with a dashed midline and a yellow shaded bottom area.

Blank writing line with a dashed midline and a yellow shaded bottom area.

Blank writing line with a dashed midline and a yellow shaded bottom area.

Blank writing line with a dashed midline and a yellow shaded bottom area.

Blank writing line with a dashed midline and a yellow shaded bottom area.

Blank writing line with a dashed midline and a yellow shaded bottom area.



o - 0 - k - K - u - U - r - R - ı - İ - m - M



Aşağıdaki metni 5 defa okuyalım.

MAKARNA

Mine makarna al.

Mine on makarna al.

Mete irmikli makarna tat.

Komik olma, kemal al.

Keman ile makarna al.





o - 0 - k - K - u - U - r - R - ı - İ - m - M



Aşağıdaki metnleri 5 defa okuyalım.

Kemal

Kemal oku.

Kemal tekerleme oku.

Kemal kelimeli tekerleme oku.

Kemal on kelimeli tekerleme oku.

Kemal kelimeli tekerleme oku.

Kemal tekerleme oku.

Kemal oku.

Kemal



Emel alma.

Emel ekmek alma.

Emel altı ekmek alma.

Emel on altı ekmek alma.

Emel altı ekmek alma.

Emel ekmek alma.

Emel alma.





o - 0 - k - K - u - U - r - R - ı - İ - m - M



Aşağıdaki metnleri 5 defa okuyalım.

Umut

Umut et.

Umut ikram et.

Umut lokum ikram et.

Umut limonlu lokum ikram et.

Umut lokum ikram et.

Umut ikram et.

Umut et.

Umut

Kerim elleme.

Kerim kilime elleme.

Kerim nemli kilime elleme.

Kerim aman nemli kilime elleme.

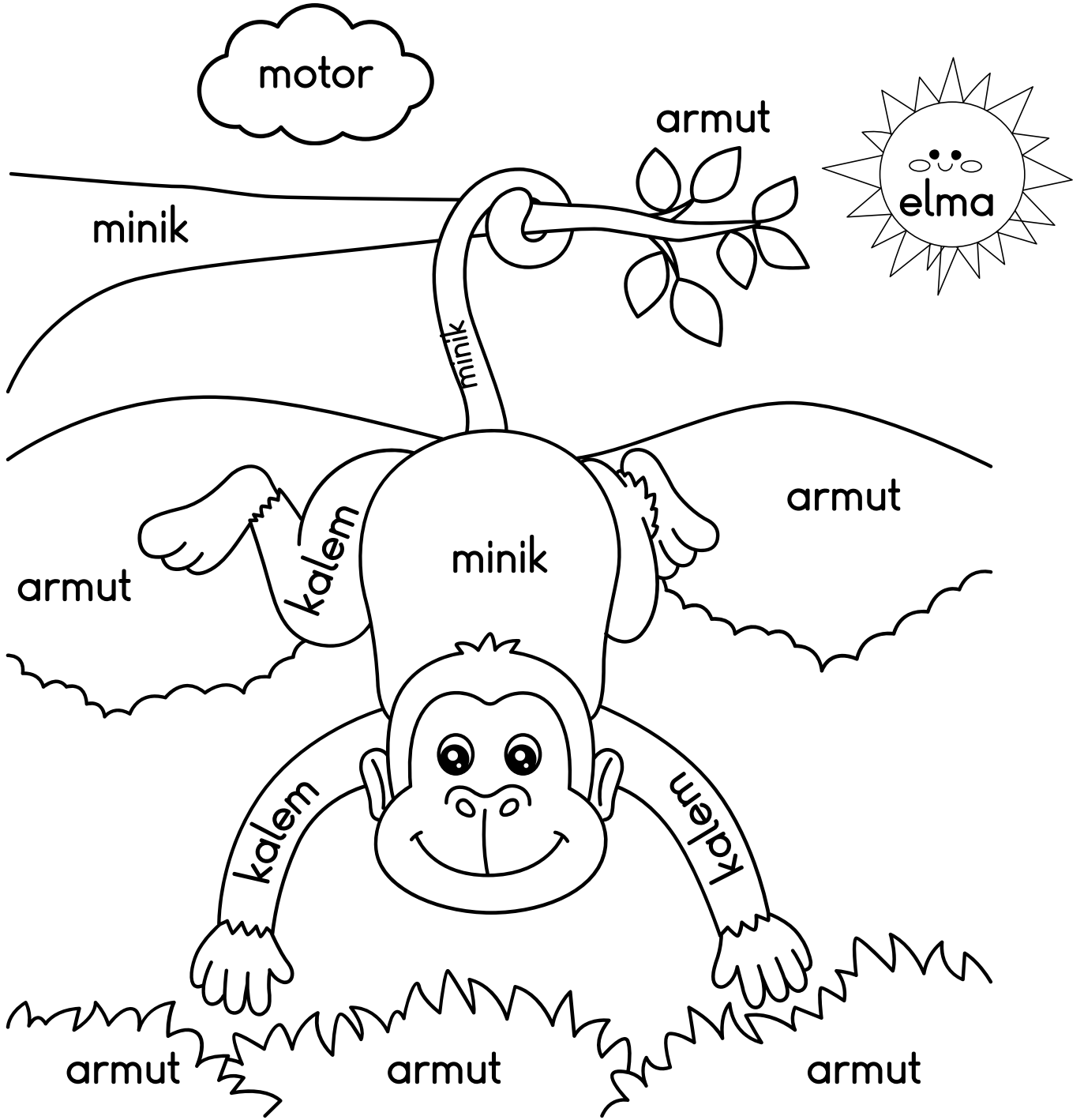
Kerim nemli kilime elleme.

Kerim kilime elleme.

Kerim elleme.



o - O - k - K - u - U - r - R - ı - İ - m - M



elma sarı

minik kahverengi

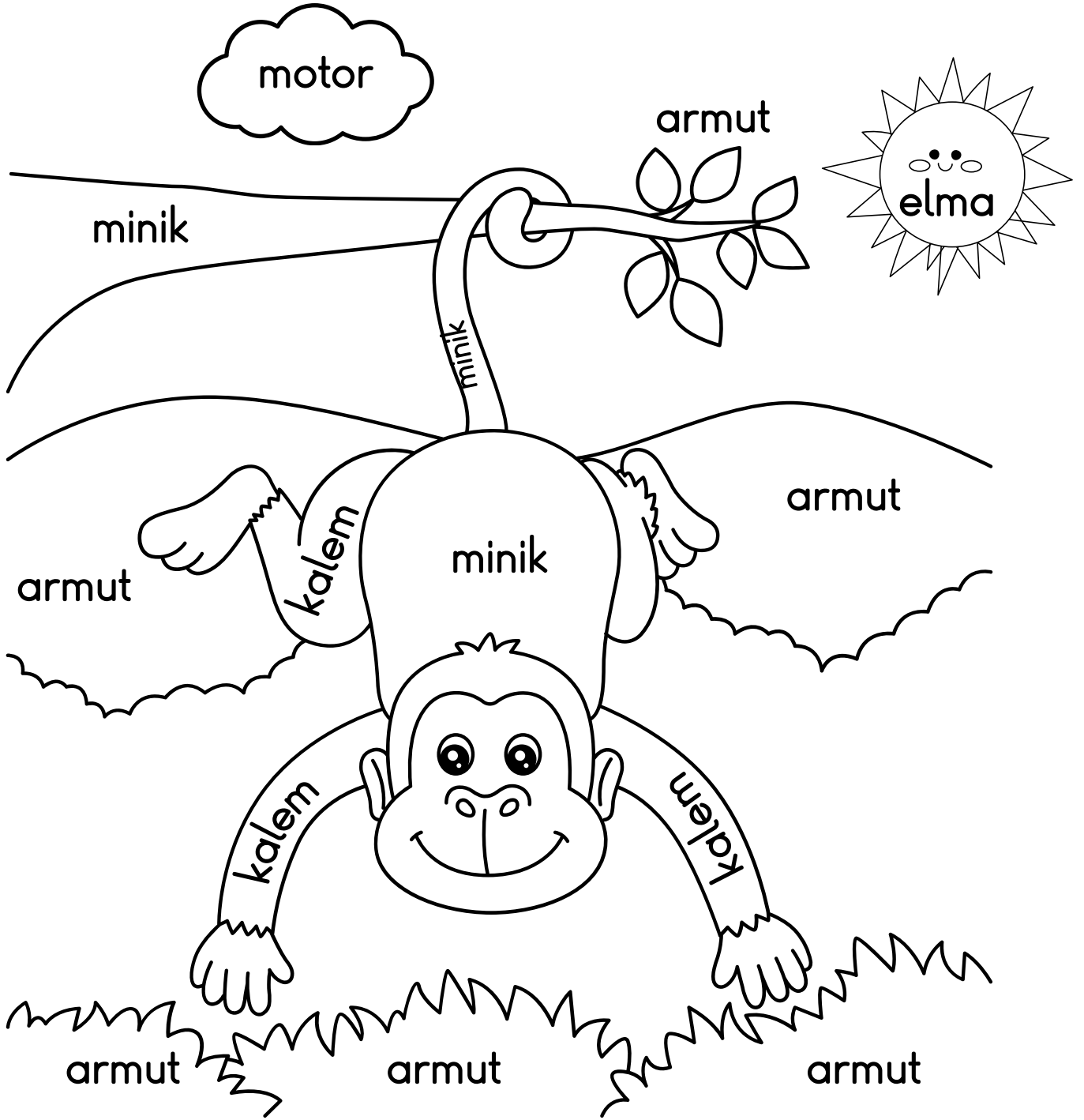
kalem siyah

motor mavi

armut yeşil



o - O - k - K - u - U - r - R - ı - İ - m - M



elma sarı

minik kahverengi

kalem siyah

motor mavi

armut yeşil



o - 0 - k - K - u - U - r - R - ı - İ - m - M



Aşağıdaki hece ve kelimeleri okuyalım.

Okuduğumuz hece veya kelimeyi silgi ile kapatıp altına yazalım.

em	om	um	ım	im	ma
ma	me	mu	mı	mi	mo
mel	mal	tam	kem	nam	tim
tom	kom	lam	kum	tüm	nem

Meral	Mert	Murat	Emel	Emre	Mina
marul	kemik	limon	armut	elma	lokum
kimlik	ekmek	metre	komik	liman	mantar
kalemlik	komiklik	limonlu	makine	minikle	kelime



o - O - k - K - u - U - r - R - ı - İ - m - M



Aşağıdaki hece ve kelimeleri okuyalım.

mal	mum	tam	nem
kim	mor	kum	mart
elma	atam	amir	amin
kalem	armut	ekmek	marul
limon	kemik	lokum	tulum
tamam	konum	omlet	moral
takım	rakam	mamut	motor
minik	mutlu	nemli	mantı
martı	market	reklam	mumluk
kimlik	komutan	makine	makarna
Mete	Mert	Melike	Murat
Irmak	Kemal	Emine	Melek



o - O - k - K - u - U - r - R - ı - İ - m - M




Aşağıdaki hece veya kelimeleri kesip yazılar içeride olacak şekilde katlayalım. Karıştırıp tombola oyunu gibi seçtiklerini açarak okumasını sağlayalım. Okumayı doğru yaptıktan sonra siz okuyun öğrenci bakmadan aşağıdaki satırlara yazsın. Yazdığı her doğru kelime için satırın sonundaki yıldızı ödül olarak boyayın.

tam	tüm	nam
elma	mala	kama
kemik	komik	mantar
kalemlik	mataralı	lokumluk



































o - O - k - K - u - U - r - R - i - I - m - M




Blank writing line with a dashed midline and a yellow bottom bar, followed by a star icon.

Blank writing line with a dashed midline and a yellow bottom bar, followed by a star icon.



Blank writing line with a dashed midline and a yellow bottom bar, followed by a star icon.

Blank writing line with a dashed midline and a yellow bottom bar, followed by a star icon.



Blank writing line with a dashed midline and a yellow bottom bar, followed by a star icon.

Blank writing line with a dashed midline and a yellow bottom bar, followed by a star icon.