
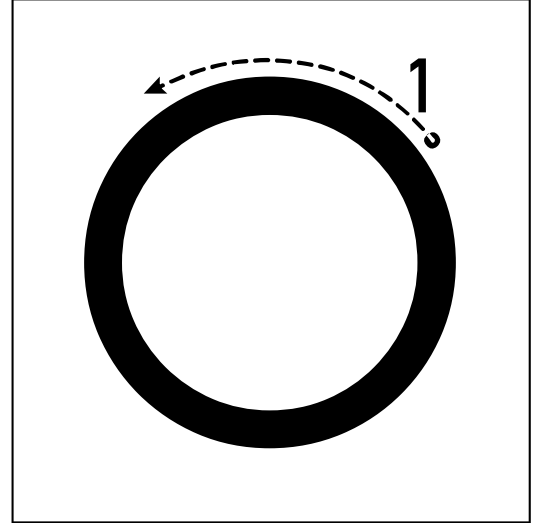

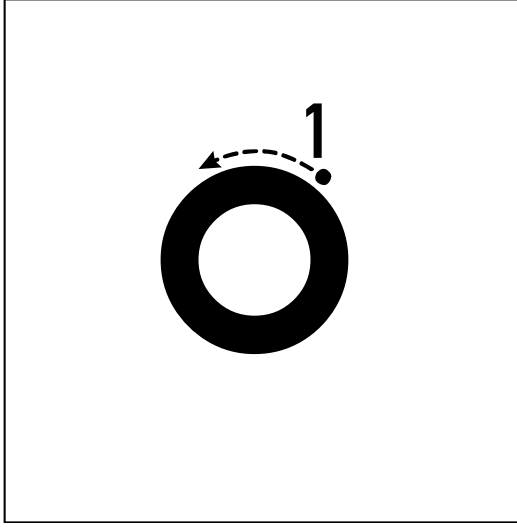
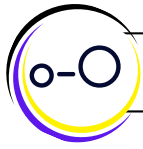


o - O - k - K - u - U - r - R - ı - İ - m - M


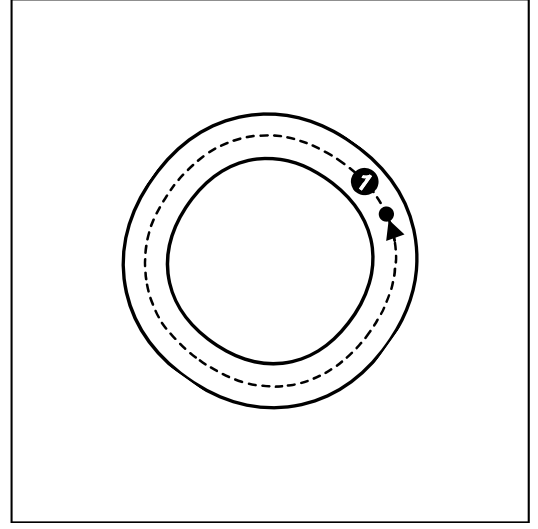

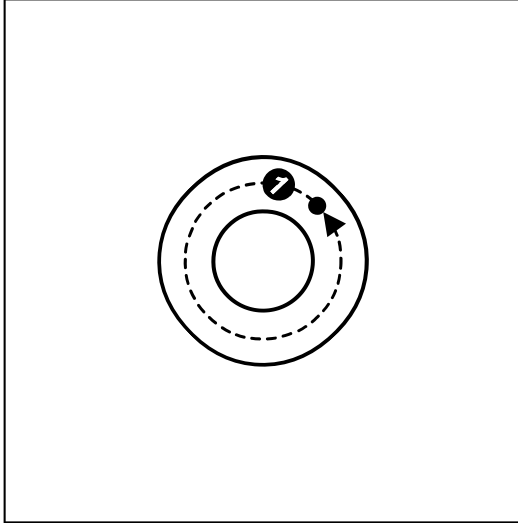


“o ve O” harflerindeki noktaları birleştirelim ve yazalım.

Handwriting practice lines for the letter 'o'. Each line contains a sequence of dashed circles for tracing, starting with a small dot and a dashed arrow indicating the stroke direction. The lines are arranged in a grid format.



o - O - k - K - u - U - r - R - ı - l - m - M



“o ve O” harflerindeki noktaları birleştirelim ve yazalım.

