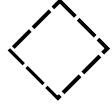
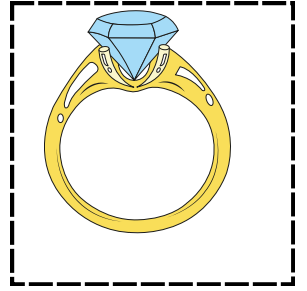
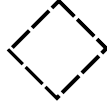

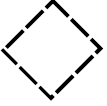
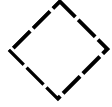
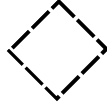

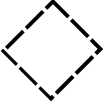




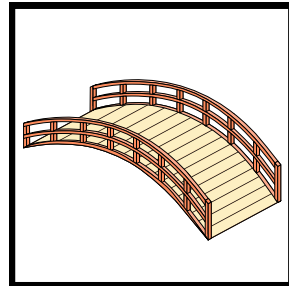




P - H - V - Ğ - F - J

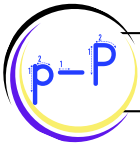


Adında "p" sesi bulunan varlıkları işaretleyelim.




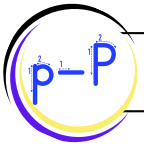
"p" sesi, görselin başında mı ortasında mı yoksa sonunda mı? işaretleyelim.



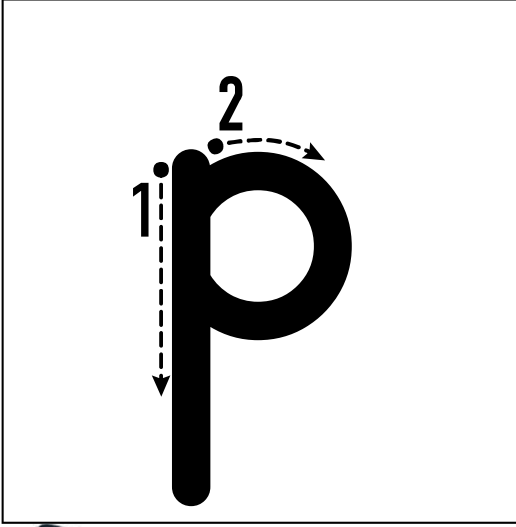


P - H - V - Ğ - F - J





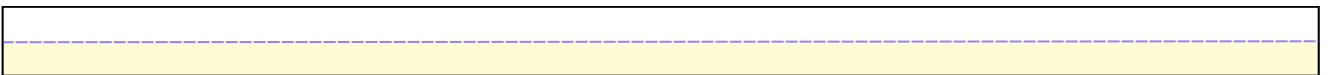
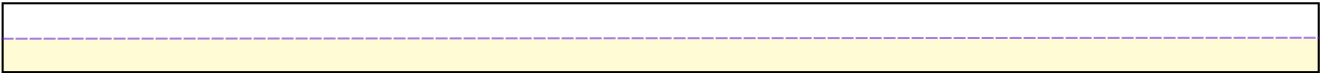
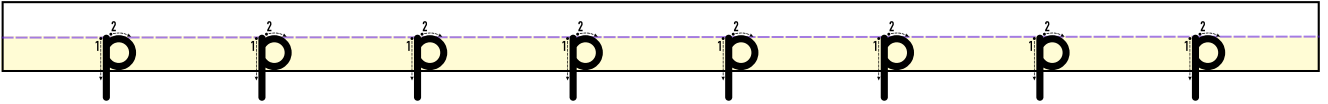

P - H - V - Ğ - F - J

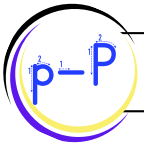


papağan


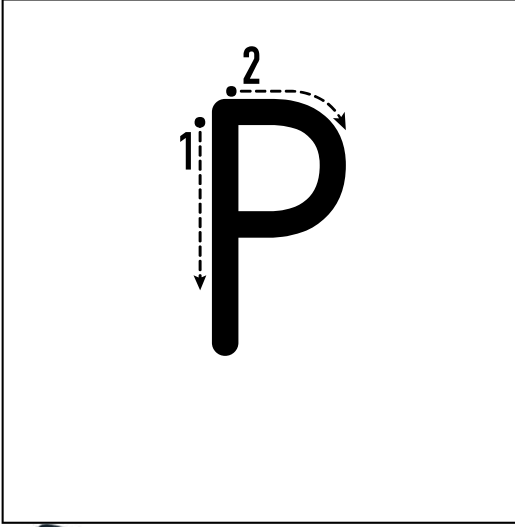


“p” harflerini yazalım.





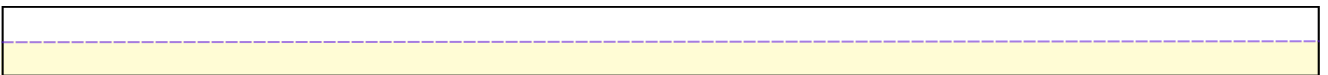
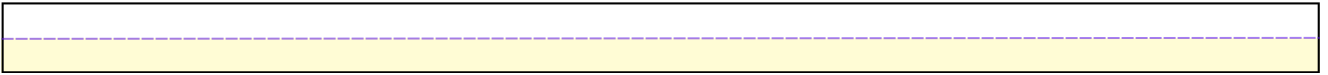
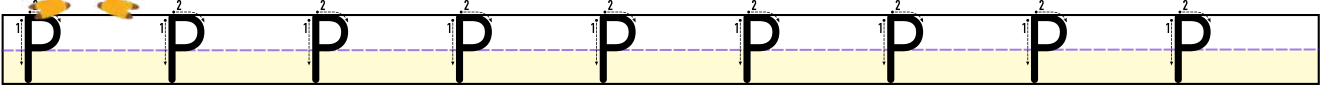
P - H - V - Ğ - F - J

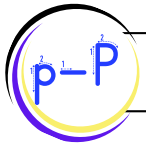


pasta


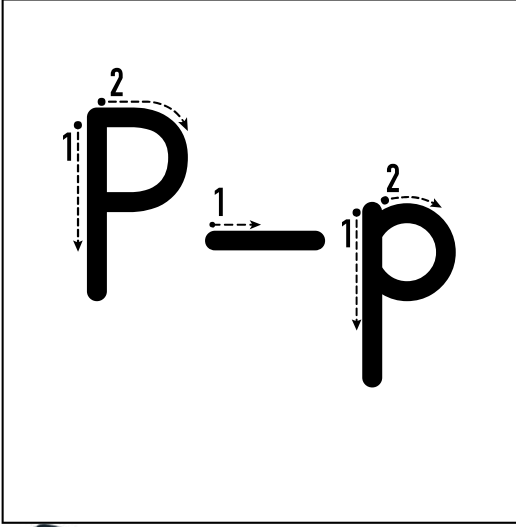


P harflerini yazalım.





P - H - V - Ğ - F - J



Patlıcan



P ve p harflerini yazalım.

P p P p P p P p P p P p

P p P p P p P p P p P p

Blank handwriting line for practice.

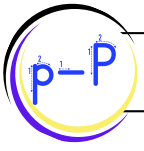
Blank handwriting line for practice.

Blank handwriting line for practice.


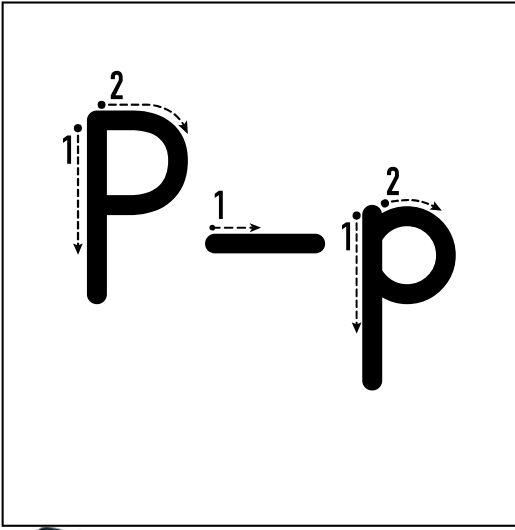
Blank handwriting line for practice.

Blank handwriting line for practice.

Blank handwriting line for practice.



P - H - V - Ğ - F - J



Peynir



Aşağıdaki heceleri okuyup birer satır yazalım.

ap

ep

op

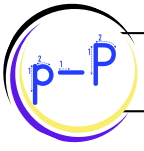
öp

up

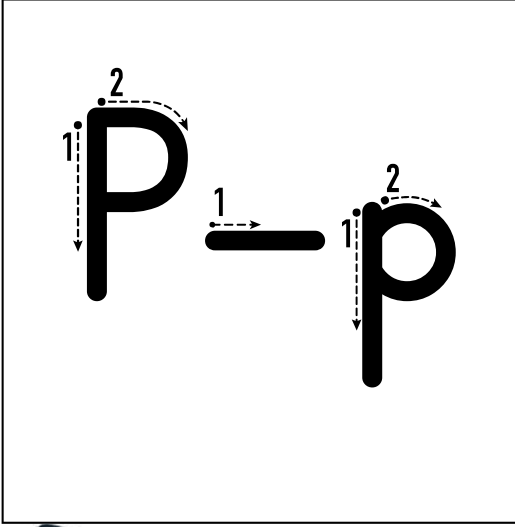
üp

ip

ip



P - H - V - Ğ - F - J



Palyaço



Aşağıdaki heceleri okuyup birer satır yazalım.

pa

pe

po

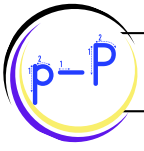
pö

pu


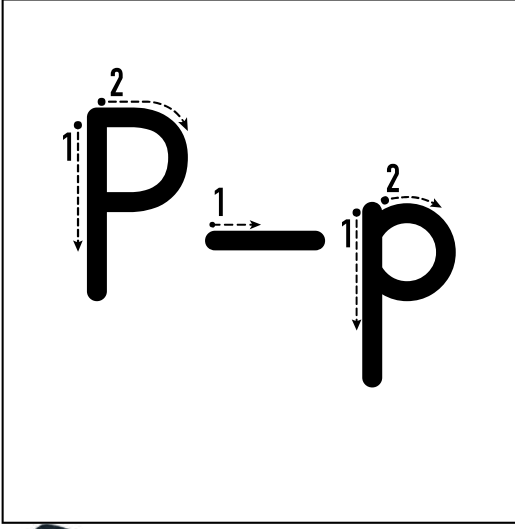
pü

pl

pi



P - H - V - Ğ - F - J



Pırasa



Aşağıdaki heceleri okuyup birer satır yazalım.

pil

puf

pir

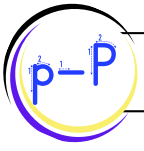
pis

pik

pin

pim

tip



P - H - V - Ğ - F - J



Aşağıdaki hece ve kelimeleri okuyup yazalım.

köp

rü

kar

puz

şap

ka

köprü

yap

rak

kö

pek


ki

tap

pat

lı

can



pa

zar

lık

pı

ra

sa

piş


man

lık

pan

to

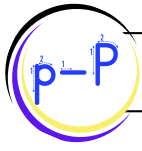
lon



par

lak

lık



P - H - V - Ğ - F - J



Aşağıdaki hece ve kelimeleri okuyup yazalım.

per

de

pey

nir

pas

ta

perde

Zey

nep

zin

dan


pi

lot

pey

nir

lik



pas

ta

lık

pa

pat

ya

pat


la

miş

por

ta

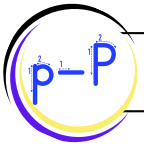
kal



pen

ce

re



P - H - V - Ğ - F - J



Aşağıdaki hece ve kelimeleri okuyalım.

Okuduğumuz hece veya kelimeyi silgi ile kapatıp altına yazalım.

ap	ep	op	öp	up	üp
ıp	ip	pa	pe	po	pö
pu	pü	pı	pi	pil	pul
pin	piz	pis	piş	pos	tip


sap	kapı	şapka	patik	püplük	turp
Recep	Serap	Alper	Pelin	patika	patırtı
pişkin	pişmek	patlama	pırl	paraşüt	Pınar
patates	pantolon	parke	pabuç	payla	yaprak

p-P

P - H - V - Ğ - F - J




pas ta




pasta

şap ka



şapka


yap rak



yaprak




kar puz




karpuz

pey nir




peynir

kö pek




köpek

pas ta




pasta

şap ka



şapka


yap rak



yaprak




kar puz




karpuz

pey nir

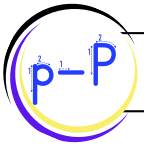


peynir

kö pek




köpek



P - H - V - Ğ - F - J




Aşağıda görselleri verilen varlıkların adlarını yazalım.



Blank writing area with a dashed line and a yellow background.





Blank writing area with a dashed line and a yellow background.



Blank writing area with a dashed line and a yellow background.



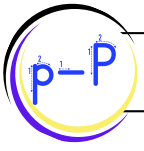
Blank writing area with a dashed line and a yellow background.



Blank writing area with a dashed line and a yellow background.



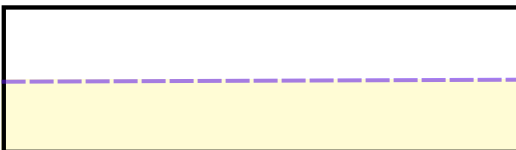

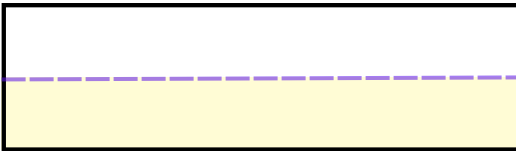
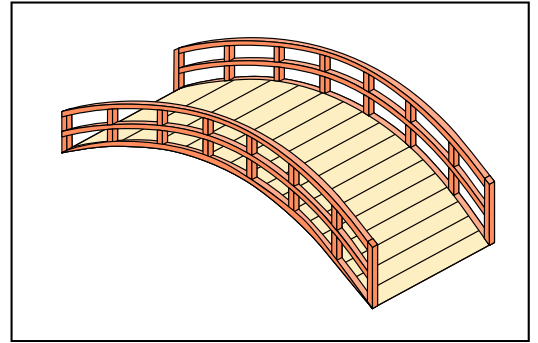




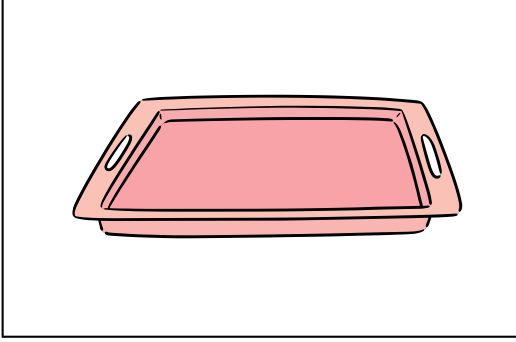
Blank writing area with a dashed line and a yellow background.

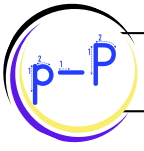


P - H - V - Ğ - F - J



Aşağıda görselleri verilen varlıkların adlarını yazalım.





P - H - V - Ğ - F - J



Soruları cümleye göre yanıtlayalım.

Sincap kozalak usulce koparttı.

Kim koparttı?

Ne koparttı?

Nasıl koparttı?

Dedem kırmızı şapkasını taktı.

Kim taktı?

Ne taktı?

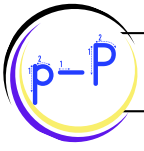
Ne renk taktı?

Annem akşam ıspanakları pişirdi.

Kim pişirdi?

Ne pişirdi?

Ne zaman pişirdi?



P - H - V - Ğ - F - J



Soruları cümleye göre yanıtlayalım.

Zeynep masadan kıymalı pide aldı.

Kim aldı?

Ne aldı?

Nereden aldı?

Pelin, ocakta pirinç çorbası pişirdi.

Kim pişirdi?

Ne pişirdi?

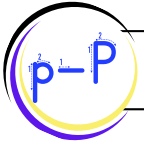
Nerede pişirdi?

Alp, partka papatya topladı.

Kim topladı?

Ne topladı?

Nereden topladı?



P - H - V - Ğ - F - J



Aşağıdaki metni 5 defa okuyup, yazalım.

PAPATYA

İpek parka gitti.



Parkta top oynadı.

Kaydıraktan kaydı.

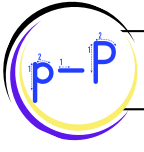
Sarı papatyaları kokladı.

Annesine papatya topladı.

İpek nereye gitti?

Parkta ne yaptı?

Annesine ne topladı?



P - H - V - Ğ - F - J



Aşağıdaki metni 5 defa okuyup, yazalım.

İP ATLAMA



Pelin okuldan geldi.

Odasında kitap okudu.

Kitapları toplayıp uyudu.

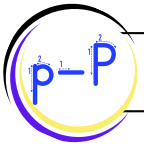
Erken kalkıp parka gitti.

Parkta uzun uzun ip atladı.

Pelin nereden geldi?

Odasında ne okudu?

Annesine ne topladı?



P - H - V - Ğ - F - J



Aşağıdaki metinleri 5 defa okuyalım.

Poyraz

Poyraz gitti.

Poyraz pikniğe gitti.

Poyraz ailesi ile pikniğe gitti.

Poyraz pazar ailesi ile pikniğe gitti.

Poyraz pazar günü ailesi ile pikniğe gitti.

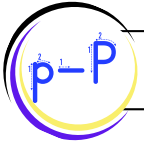
Alp aldı.

Alp şapka aldı.

Alp üç tane şapka aldı.

Alp pazardan üç tane şapka aldı.

Alp pazardan üç tane pembe şapka aldı.



P - H - V - Ğ - F - J



Aşağıdaki metinleri 5 defa okuyalım.

Alperen

Alperen oynadı.



Alperen top ile oynadı.

Alperen pembe top ile oynadı.

Alperen parkta pembe top ile oynadı.

Alperen parkta iki saat pembe top ile oynadı.

Pelin, aldı.

Pelin, turp aldı.

Pelin, bir poşet turp aldı.

Pelin, pazardan bir poşet turp aldı.

Pelin, pazardan bir poşet mor turp aldı.