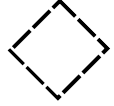

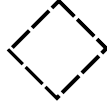

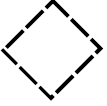

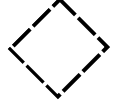
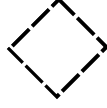

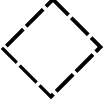








ü - Ü - s - S - ö - Ö - y - Y - d - D - z - Z

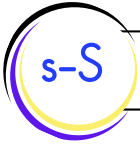


Adında "s" sesi bulunan varlıkları işaretleyelim.






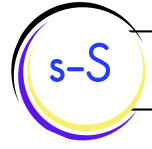
"s" sesi, görselin başında mı ortasında mı yoksa sonunda mı? işaretleyelim.






ü - Ü - s - S - ö - Ö - y - Y - d - D - z - Z








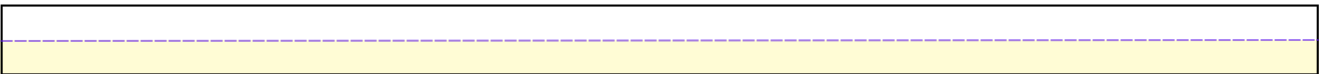
ü - Ü - s - S - ö - Ö - y - Y - d - D - z - Z

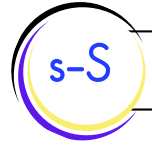


simit





“s” harflerindeki noktaları birleştirelim ve yazalım.







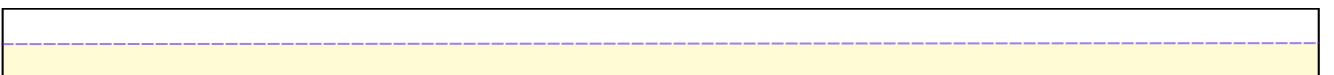
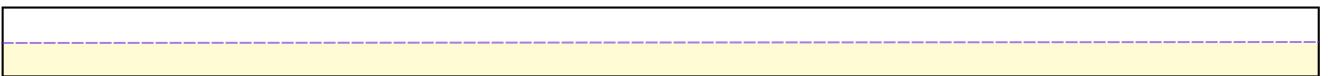

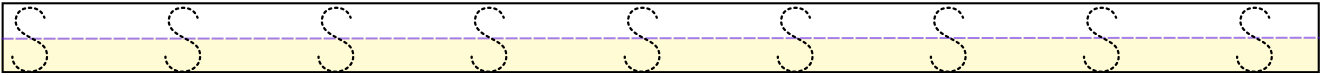
ü - Ü - s - S - ö - Ö - y - Y - d - D - z - Z

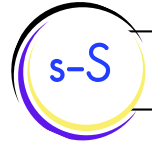


Saksı





“s” harflerindeki noktaları birleştirelim ve yazalım.





ü - Ü - s - S - ö - Ö - y - Y - d - D - z - Z


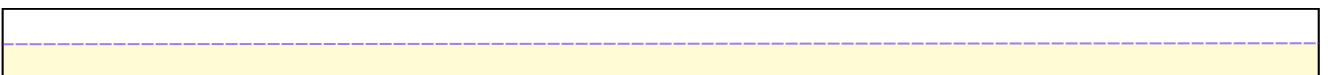
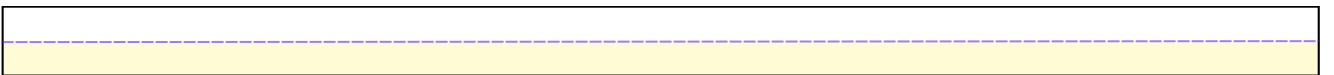




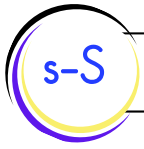
simit



“s” harflerindeki noktaları birleştirelim ve yazalım.

S s S s S s S s S





ü - Ü - s - S - ö - Ö - y - Y - d - D - z - Z



Aşağıdaki hece ve kelimeleri okuyup yazalım.

as kı  
askı

mı sır  
\_\_\_\_\_


as ker  
\_\_\_\_\_

ma kas  
\_\_\_\_\_

sar ma  
\_\_\_\_\_

mis ket  
\_\_\_\_\_

tes te re  
\_\_\_\_\_




kes ta te  
\_\_\_\_\_

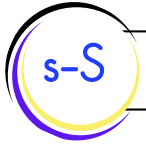
ko mi ser  
\_\_\_\_\_

sa la ta  
\_\_\_\_\_



su sam lı  
\_\_\_\_\_



in san lık  
\_\_\_\_\_



ü - Ü - s - S - ö - Ö - y - Y - d - D - z - Z



Aşağıdaki kelimeleri okuyup bir satır yazalım.

as

es

os

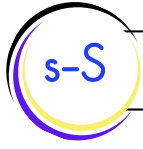
us

üs

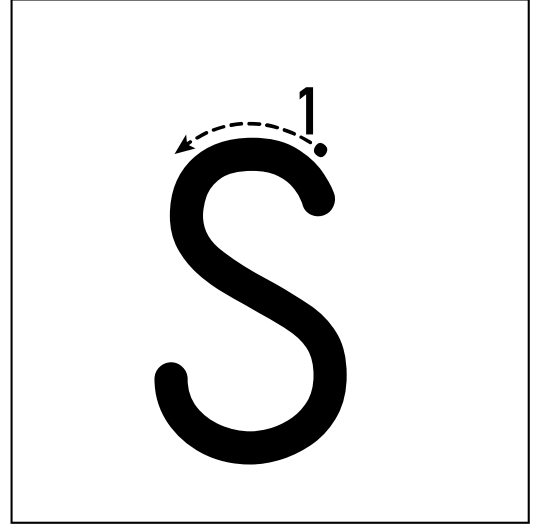

sa

se

si



ü - Ü - s - S - ö - Ö - y - Y - d - D - z - Z



Aşağıdaki kelimeleri okuyup bir satır yazalım.

askı

salı

saat

salata

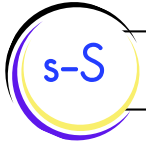
iskele

sinema

istemek

sineklik





ü - Ü - s - S - ö - Ö - y - Y - d - D - z - Z



Aşağıdaki hece ve kelimeleri okuyalım.

Okuduğumuz hece veya kelimeyi silgi ile kapatıp altına yazalım.

as	es	os	us	üs	is
-----					
sa	se	si	su	sü	so
-----					
sal	sel	sil	sol	sul	son
-----					
salı	sale	soslu	saka	masa	tasa
-----					


aslı	kaslı	tasalı	kasalı	tasa	mısır
-----					
makas	saat	simit	aslan	surat	Ümit
-----					
Suna	Esmâ	Sinan	Selim	Sultan	Asım
-----					
süratli	sürme	sarımsak	sesli	kasa	sarma
-----					

s-S

ü - Ü - s - S - ö - Ö - y - Y - d - D - z - Z




as ki




askı

sa at



saat


sa rı



sarı




as lan




aslan

si mit




simit

sak sı




saksı

si nek




sinek

ma sa




masa

as ker




asker

ma kas




makas

kü mes

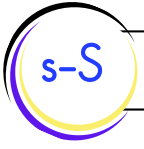


kümes

sar ma




sarma



ü - Ü - s - S - ö - Ö - y - Y - d - D - z - Z



Aşağıda görselleri verilen varlıkların adlarını yazalım.



Blank writing area with a dashed line for the first row.




Blank writing area with a dashed line for the first row.



Blank writing area with a dashed line for the first row.

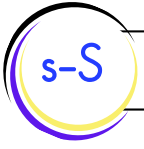
Blank writing area with a dashed line for the first row.



Blank writing area with a dashed line for the first row.






Blank writing area with a dashed line for the first row.



ü - Ü - s - S - ö - Ö - y - Y - d - D - z - Z





Aşağıda görselleri verilen varlıkların adlarını yazalım.



A rectangular box with a dashed purple line across the middle and a yellow shaded area at the bottom, intended for writing the name of the table.




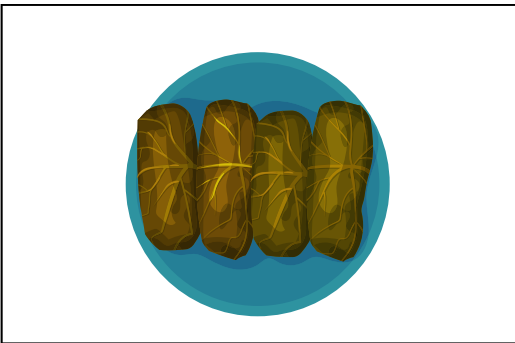
A rectangular box with a dashed purple line across the middle and a yellow shaded area at the bottom, intended for writing the name of the fly.



A rectangular box with a dashed purple line across the middle and a yellow shaded area at the bottom, intended for writing the name of the scissors.



A rectangular box with a dashed purple line across the middle and a yellow shaded area at the bottom, intended for writing the name of the mask.

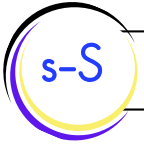


A rectangular box with a dashed purple line across the middle and a yellow shaded area at the bottom, intended for writing the name of the dumplings.



A rectangular box with a dashed purple line across the middle and a yellow shaded area at the bottom, intended for writing the name of the cabin.





ü - Ü - s - S - ö - Ö - y - Y - d - D - z - Z



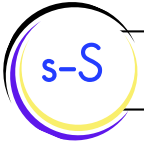
Verilen cümleleri okuyup aştındaki satıra yazalım.

Suna susamlı simit al.

Sema ninene sarma sar.

Sinan sesli türkü okur.

Melike kasa kasa limon sat.



ü - Ü - s - S - ö - Ö - y - Y - d - D - z - Z



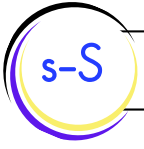
Verilen cümleleri okuyup aştındaki satıra yazalım.

Selim soslu salata mükemmel.

Serkan iki misket alsın.

Aslı saksısına lale ek.

Kimse surat asmasın.



ü - Ü - s - S - ö - Ö - y - Y - d - D - z - Z



Aşağıda verilen kelimelerden anlamlı ve kurallı cümle yazalım.

tak Sema kaskı

Blank writing line with dashed midline and yellow background

sarı asma tülü

Blank writing line with dashed midline and yellow background

kes Aslı salatalık

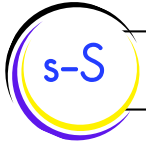
Blank writing line with dashed midline and yellow background

asker ister Sinan

Blank writing line with dashed midline and yellow background

anlat masal Esmâ

Blank writing line with dashed midline and yellow background



ü - Ü - s - S - ö - Ö - y - Y - d - D - z - Z



Aşağıda verilen kelimelerden anlamlı ve kurallı cümle yazalım.

Selma sar sarma

Blank writing line with dashed midline and yellow background

sesli oku masal

Blank writing line with dashed midline and yellow background

süsle taksi Salim

Blank writing line with dashed midline and yellow background

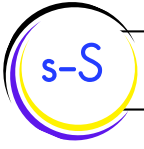
asma Sema surat

Blank writing line with dashed midline and yellow background

saksına ek lale

Blank writing line with dashed midline and yellow background





ü - Ü - s - S - ö - Ö - y - Y - d - D - z - Z



Aşağıdaki metni 5 defa okuyalım.

# SERKAN

Serkan renkli misket alsın.

Aslı saksısına lale eksin.

Selin taksi süslesin.

İnsanlar mutlu olsun.

Kimse surat asmasın.



Blank writing line with a dashed midline and a yellow shaded bottom area.

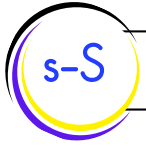
Blank writing line with a dashed midline and a yellow shaded bottom area.

Blank writing line with a dashed midline and a yellow shaded bottom area.

Blank writing line with a dashed midline and a yellow shaded bottom area.

Blank writing line with a dashed midline and a yellow shaded bottom area.

Blank writing line with a dashed midline and a yellow shaded bottom area.



ü - Ü - s - S - ö - Ö - y - Y - d - D - z - Z



Aşağıdaki metni 5 defa okuyalım.

## SALATA



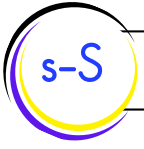
Sultan soslu tost al.

Serkan soslu makarna al.

Salata ile makarna ye.

Salataya mısır ekler misin?

Mısır ile tostü tattın mı?



ü - Ü - s - S - ö - Ö - y - Y - d - D - z - Z



Aşağıdaki metnleri 5 defa okuyalım.

Serkan

Serkan kes.

Serkan makasla kes.

Serkan sarı makasla kes.

Serkan sarı makasla tül kes.

Serkan sarı makasla kes.

Serkan makasla kes.

Serkan kes.

Serkan

Atla.

Sema atla.

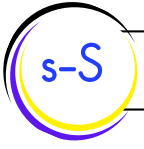
Sema kütükten atla.

Sema seke seke kütükten atla.

Sema kütükten atla.

Sema atla.

Atla.



ü - Ü - s - S - ö - Ö - y - Y - d - D - z - Z



Aşağıdaki metnleri 5 defa okuyalım.

Tat.

Sultan tat.

Sultan makarna tat.

Sultan soslu makarna tat.

Sultan soslu makarna ile tost tat.

Sultan soslu makarna tat.

Sultan makarna tat.

Sultan tat.

Tat.

Saime sattın mı?

Saime simit sattın mı?

Saime altı simit sattın mı?

Saime altı susamlı simit sattın mı?

Saime altı simit sattın mı?

Saime simit sattın mı?

Saime sattın mı?