













ADI SOYADI:

İLKOKUL

MATEMATİK KONU ANLATIM ÇALIŞMASI

SİMETRİK ŞEKİLLER

Aşağıda simetrik olarak iki eş parçaya ayrılmış görselleri eşleştirelim.



ADI SOYADI:

İLKOKUL

MATEMATİK KONU ANLATIM ÇALIŞMASI

SİMETRİK ŞEKİLLER

Aşağıdaki şekillerin simetrisini çizip aynısını boyyalım..

