






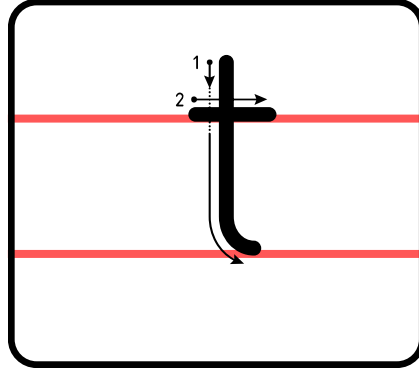
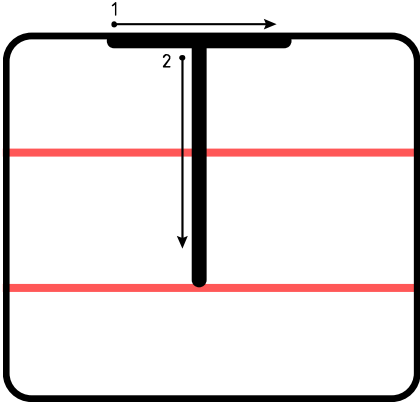


Tavşan



Aşağıda görselleri verilen varlıkların adlarını söyleyelim. Adlarında "U" sesi olan varlıkların altındaki kutucuğu işaretleyelim.







Traktör

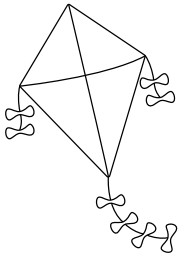



Aşağıda görselleri verilen varlıkların adlarını söyleyelim. Adlarındaki "T-t" sesi başta mı, ortada mı, sonda mı işaretleyelim.

















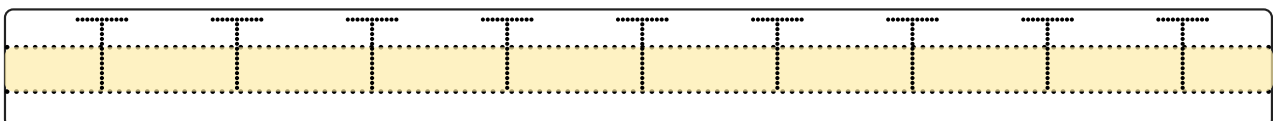
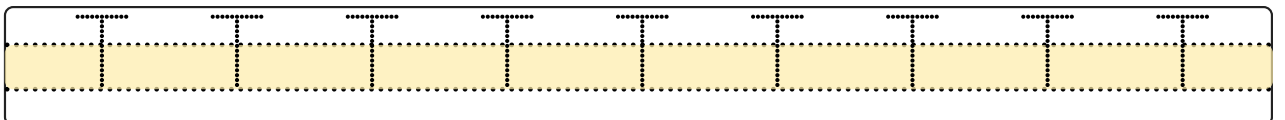
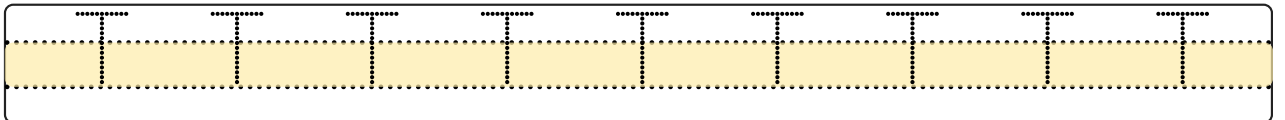
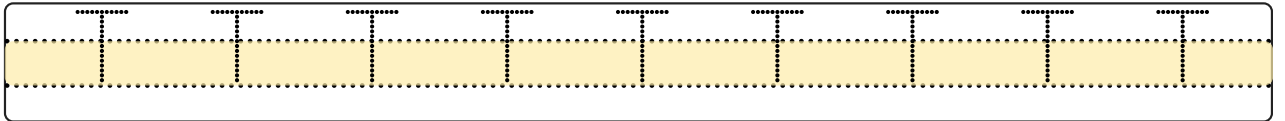
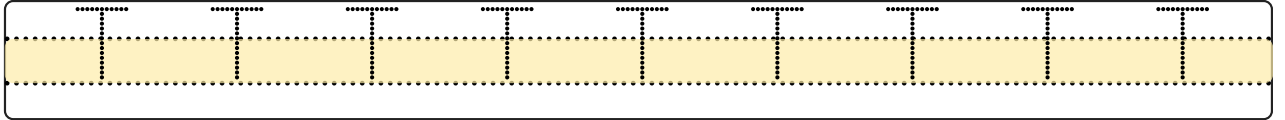
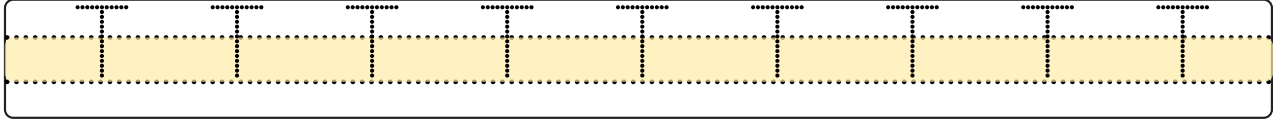


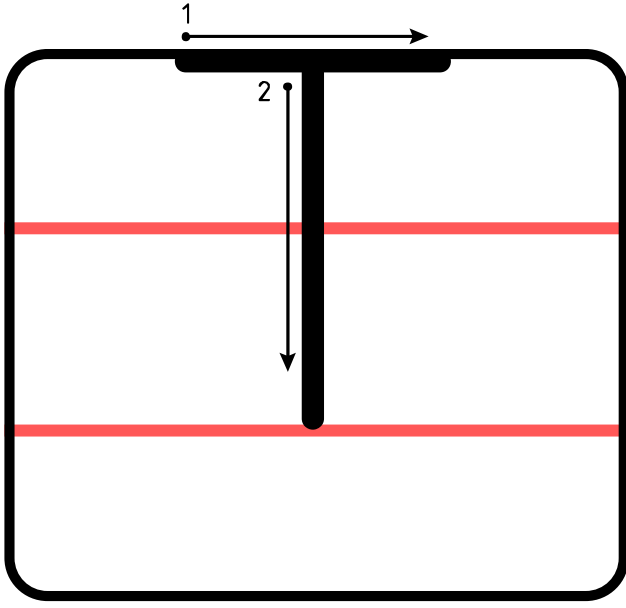







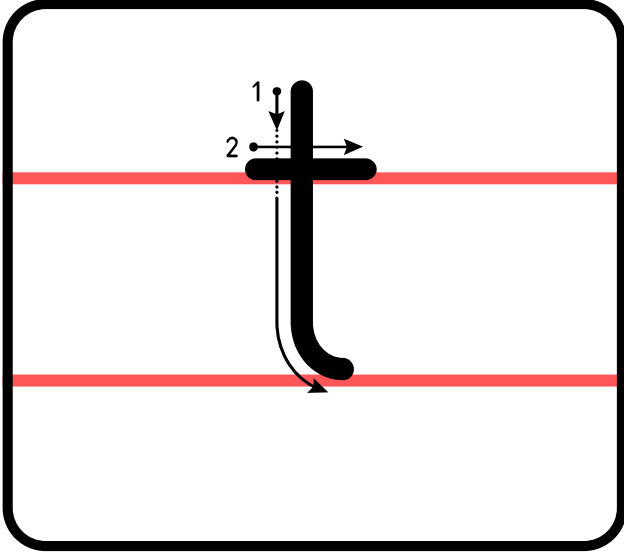
ADI SOYADI:

ETKİNLİK ADI: HARF OKUMA-YAZMA ÇALIŞMASI

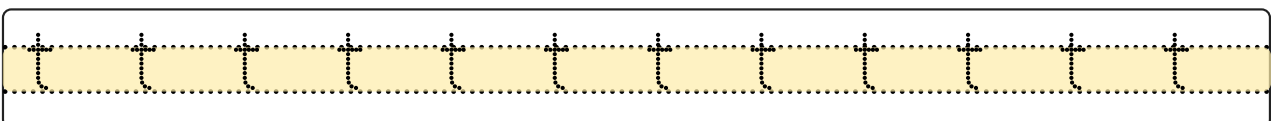
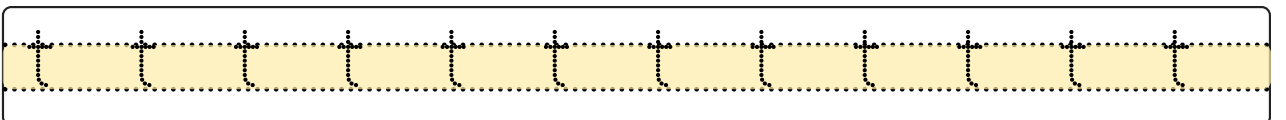
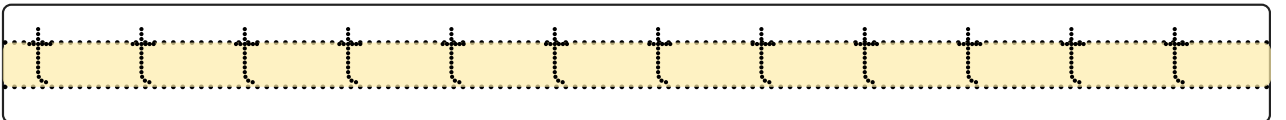
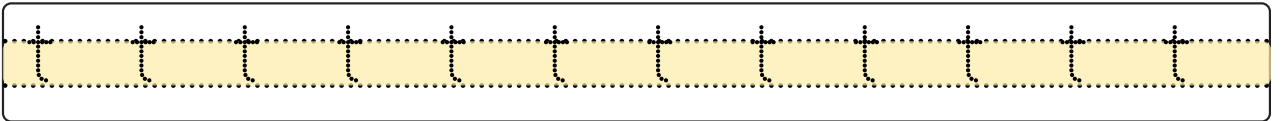
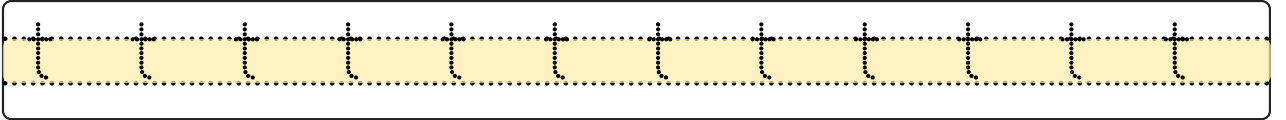
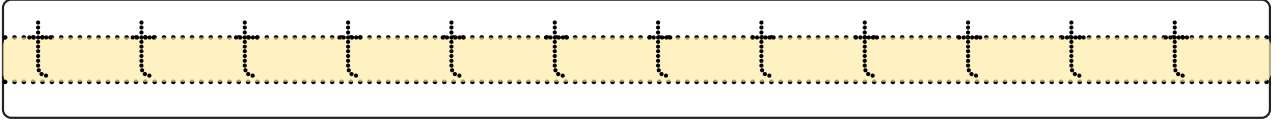



ADI SOYADI:

ETKİNLİK ADI: HARF OKUMA-YAZMA ÇALIŞMASI



tren



ADI SOYADI:

ETKİNLİK ADI: HARF OKUMA-YAZMA ÇALIŞMASI



T T T T T T T T T T

T

T

T

T

t t t t t t t t t t t

t

t

t

t

t

ADI SOYADI:

ETKİNLİK ADI: HARF OKUMA-YAZMA ÇALIŞMASI



T T T T T T T T T T

T

T

T

T

t t t t t t t t t t t

t

t

t

t

t

ADI SOYADI:

ETKİNLİK ADI: HARF OKUMA-YAZMA ÇALIŞMASI



T t T t T t T t T t

T t

T t

T t

T t

T t

T t

T t

T t

T t

T t

ADI SOYADI:

ETKİNLİK ADI: HARF OKUMA-YAZMA ÇALIŞMASI

e

t

et

et

et

et

t

e

te

te

te

te

ADI SOYADI:

ETKİNLİK ADI: HARF OKUMA-YAZMA ÇALIŞMASI

a

t

at

at

at

at

t

a

ta

ta

ta

ta

ADI SOYADI:

ETKİNLİK ADI: HARF OKUMA-YAZMA ÇALIŞMASI

i

t

it

it

it

it

t

i

ti

ti

ti

ti

ADI SOYADI:

ETKİNLİK ADI: HARF OKUMA-YAZMA ÇALIŞMASI

u

t

ut

ut

ut

ut

t

u

tu

tu

tu

tu

ADI SOYADI:

ETKİNLİK ADI: HARF OKUMA-YAZMA ÇALIŞMASI

ta

ne

tane

tane

tane

tane

Me

te

Mete

Mete

Mete

Mete

ADI SOYADI:

ETKİNLİK ADI: HARF OKUMA-YAZMA ÇALIŞMASI

ot

lu

otlu

otlu

otlu

otlu

ku

tu

kutu

kutu

kutu

kutu

me

tal

metal

metal

metal

metal

et

kin

etkin

etkin

etkin

etkin

to

ka

toka

toka

toka

toka

tak

la

takla

takla

takla

takla

Aşağıdaki kelimeleri okuyalım, bir satır yazalım.

komutan

Handwriting practice line for the word "komutan". It consists of a solid top line, a dashed middle line, and a solid bottom line, with a yellow shaded area between the dashed and solid bottom lines.

mutlu

Handwriting practice line for the word "mutlu". It consists of a solid top line, a dashed middle line, and a solid bottom line, with a yellow shaded area between the dashed and solid bottom lines.

tatil

Handwriting practice line for the word "tatil". It consists of a solid top line, a dashed middle line, and a solid bottom line, with a yellow shaded area between the dashed and solid bottom lines.

taka

Handwriting practice line for the word "taka". It consists of a solid top line, a dashed middle line, and a solid bottom line, with a yellow shaded area between the dashed and solid bottom lines.

nokta

Handwriting practice line for the word "nokta". It consists of a solid top line, a dashed middle line, and a solid bottom line, with a yellow shaded area between the dashed and solid bottom lines.

atlet

Handwriting practice line for the word "atlet". It consists of a solid top line, a dashed middle line, and a solid bottom line, with a yellow shaded area between the dashed and solid bottom lines.

Aşağıdaki kelimeleri okuyalım, bir satır yazalım.

tonton

Handwriting practice line for the word "tonton". It consists of a solid top line, a dashed middle line, and a solid bottom line, with a yellow shaded area between the dashed and solid bottom lines.

otomat

Handwriting practice line for the word "otomat". It consists of a solid top line, a dashed middle line, and a solid bottom line, with a yellow shaded area between the dashed and solid bottom lines.

koltuk

Handwriting practice line for the word "koltuk". It consists of a solid top line, a dashed middle line, and a solid bottom line, with a yellow shaded area between the dashed and solid bottom lines.

matematik

Handwriting practice line for the word "matematik". It consists of a solid top line, a dashed middle line, and a solid bottom line, with a yellow shaded area between the dashed and solid bottom lines.

maketle

Handwriting practice line for the word "maketle". It consists of a solid top line, a dashed middle line, and a solid bottom line, with a yellow shaded area between the dashed and solid bottom lines.

nakit

Handwriting practice line for the word "nakit". It consists of a solid top line, a dashed middle line, and a solid bottom line, with a yellow shaded area between the dashed and solid bottom lines.

Aşağıdaki kelimeleri okuyalım, bir satır yazalım.

atlamak

Handwriting practice line for the word "atlamak". It consists of a solid top line, a dashed middle line, and a solid bottom line, with a yellow shaded area between the dashed and solid lines.

itekleme

Handwriting practice line for the word "itekleme". It consists of a solid top line, a dashed middle line, and a solid bottom line, with a yellow shaded area between the dashed and solid lines.

etekli

Handwriting practice line for the word "etekli". It consists of a solid top line, a dashed middle line, and a solid bottom line, with a yellow shaded area between the dashed and solid lines.

koltuklu

Handwriting practice line for the word "koltuklu". It consists of a solid top line, a dashed middle line, and a solid bottom line, with a yellow shaded area between the dashed and solid lines.

tutmak

Handwriting practice line for the word "tutmak". It consists of a solid top line, a dashed middle line, and a solid bottom line, with a yellow shaded area between the dashed and solid lines.

itmek

Handwriting practice line for the word "itmek". It consists of a solid top line, a dashed middle line, and a solid bottom line, with a yellow shaded area between the dashed and solid lines.

Aşağıdaki cümleleri okuyalım, yazalım.

Metin, itme inat etme.

Handwriting practice line with a yellow background and a dotted line.

Umut, koltukta takla atma.

Handwriting practice line with a yellow background and a dotted line.

Kamil, kalem kutunu al.

Handwriting practice line with a yellow background and a dotted line.

Nine tane tane ninni anlat.

Handwriting practice line with a yellow background and a dotted line.

Anne matematik konu anlat.

Handwriting practice line with a yellow background and a dotted line.

Mutlu olan annem ile ninem.

Handwriting practice line with a yellow background and a dotted line.

Aşağıdaki cümleleri okuyalım, yazalım.

Mina otele in.

Ela tekneni kilitle.

Talat annene toka tak.

Anne altı etek alma.

Oku, tane tane anlat.

Tuna on atlet al.

Verilen görsellerin adlarını iki satır yazalım.



Atatürk

