


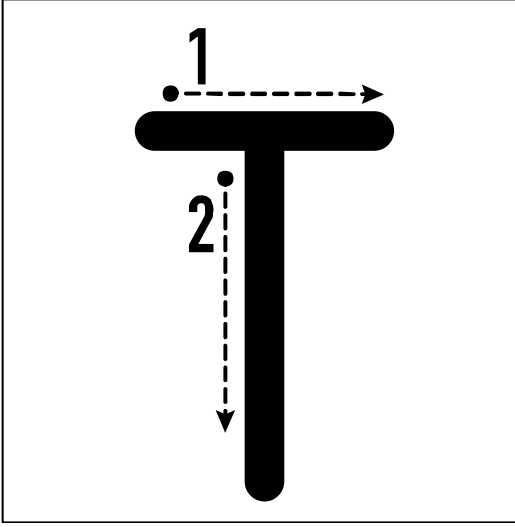


a - A - n - N - e - E - t - T - i - İ - l - L






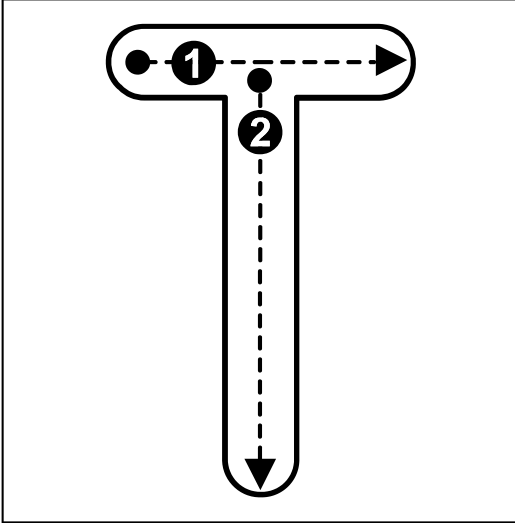
“T” harflerindeki noktaları birleştirelim ve yazalım.

Seven horizontal rows of handwriting practice lines. Each row consists of a solid top line, a dashed middle line, and a solid bottom line, with vertical dashed lines creating a grid for letter placement.



t-T

a - A - n - N - e - E - t - T - i - İ - l - L



"T" harflerindeki noktaları birleştirelim ve yazalım.

