


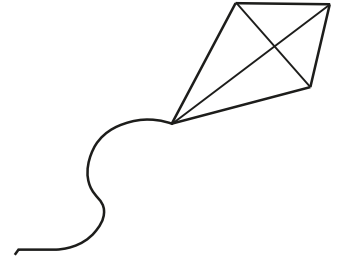
Uçak





Aşağıda görselleri verilen varlıkların adlarını söyleyelim. Adlarında "U" sesi olan varlıkların altındaki kutucuğu işaretleyelim.




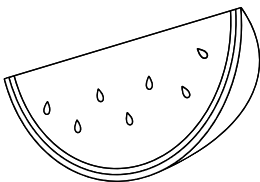







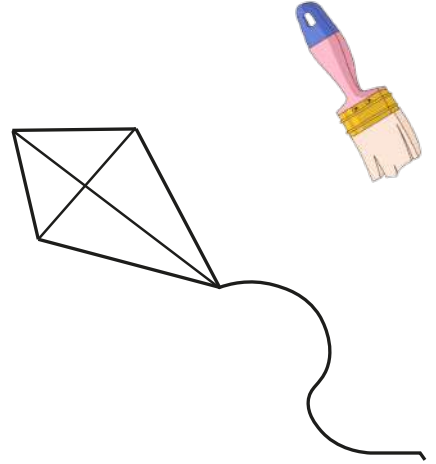
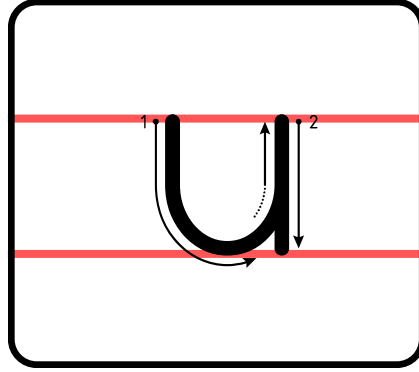
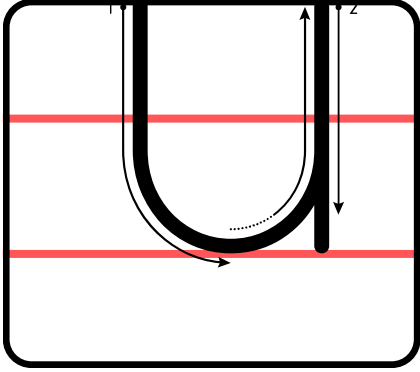














uçurtma

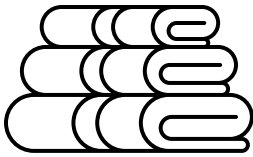



Aşağıda görselleri verilen varlıkların adlarını söyleyelim. Adlarındaki "U-u" sesi başta mı, ortada mı, sonda mı işaretleyelim.















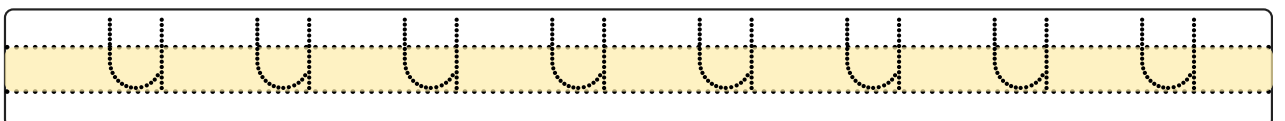
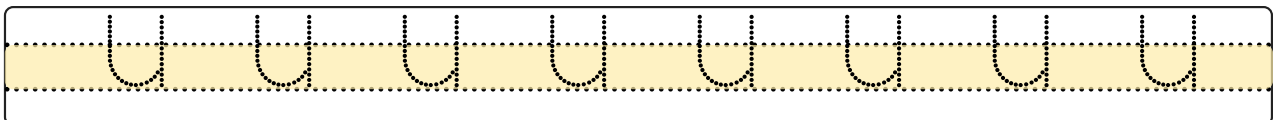
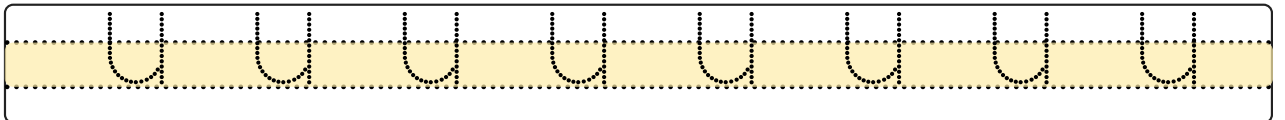
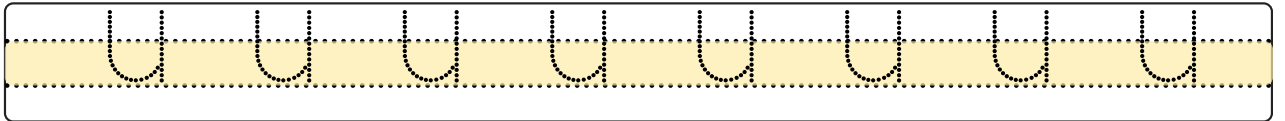
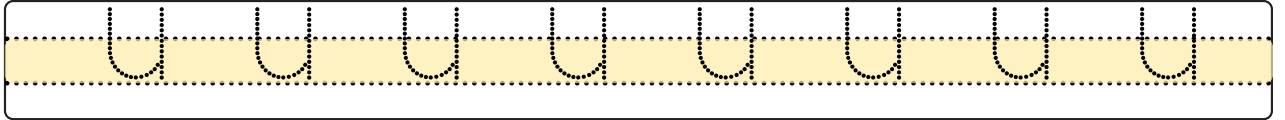
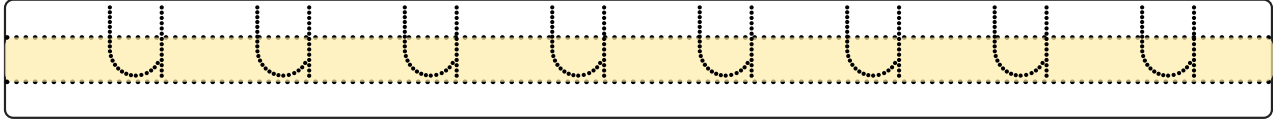
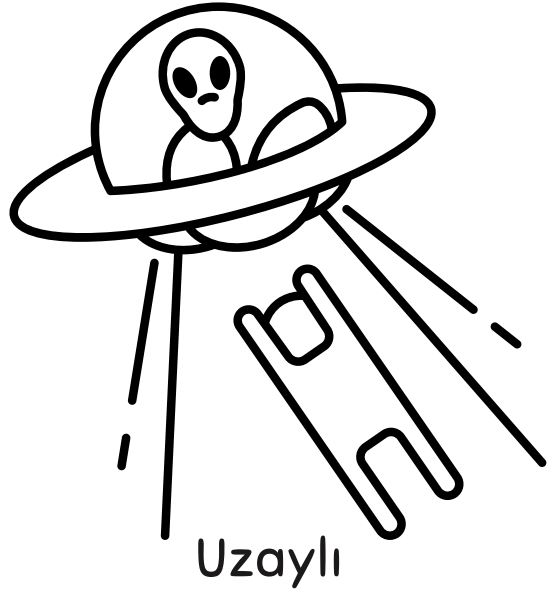
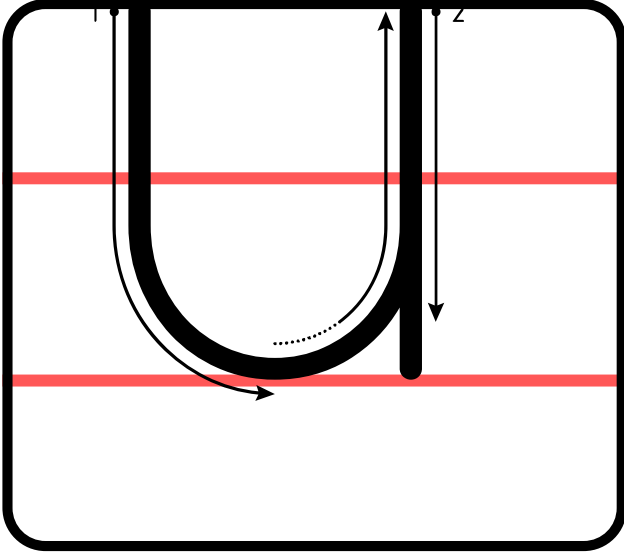







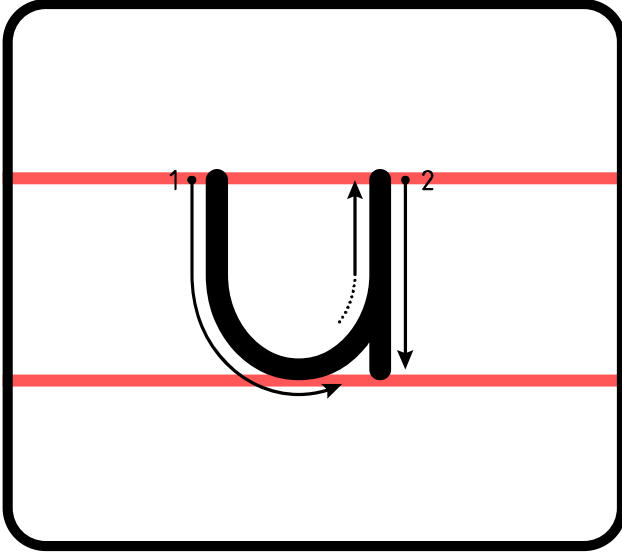
ADI SOYADI:

ETKİNLİK ADI: HARF OKUMA-YAZMA ÇALIŞMASI

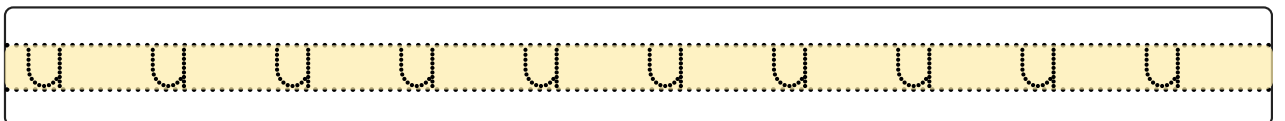
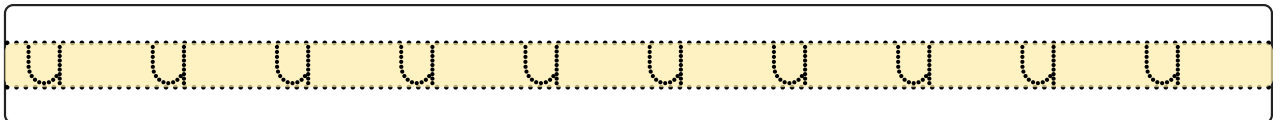
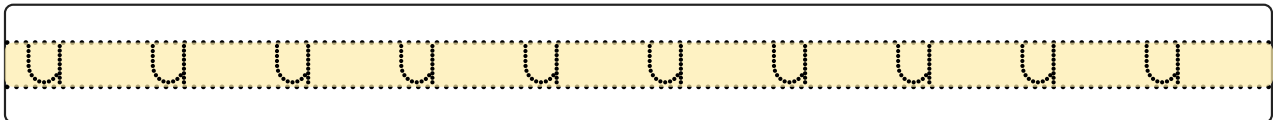
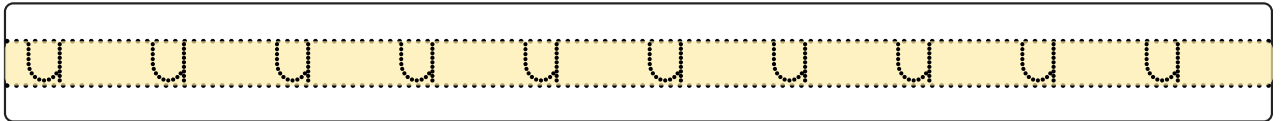
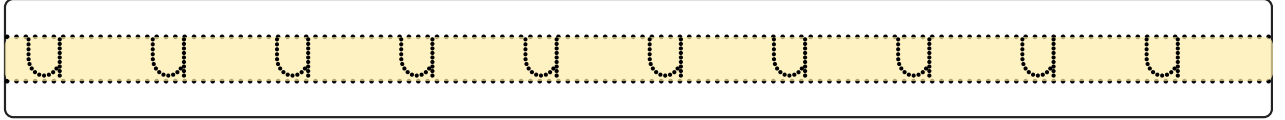
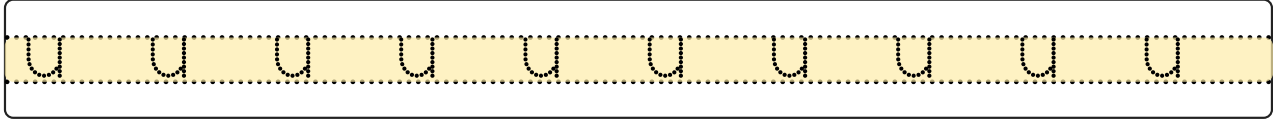



ADI SOYADI:

ETKİNLİK ADI: HARF OKUMA-YAZMA ÇALIŞMASI



uçurtma



ADI SOYADI:

ETKİNLİK ADI: HARF OKUMA-YAZMA ÇALIŞMASI



u u u u u u u u

u

u

u

u

u u u u u u u u u u

u

u

u

u

u

ADI SOYADI:

ETKİNLİK ADI: HARF OKUMA-YAZMA ÇALIŞMASI



u u u u u u u u

u

u

u

u

u u u u u u u u u

u

u

u

u

u

ADI SOYADI:

ETKİNLİK ADI: HARF OKUMA-YAZMA ÇALIŞMASI



u u u u u u u u u

u u

u u

u u

u u

u u

u u

u u

u u

u u

u u

ADI SOYADI:

ETKİNLİK ADI: HARF OKUMA-YAZMA ÇALIŞMASI

u

l

ul

ul

ul

ul

l

u

lu

lu

lu

lu

ADI SOYADI:

ETKİNLİK ADI: HARF OKUMA-YAZMA ÇALIŞMASI

u

k

uk

uk

uk

uk

k

u

ku

ku

ku

ku

ADI SOYADI:

ETKİNLİK ADI: HARF OKUMA-YAZMA ÇALIŞMASI

u

n

un

un

un

un

n

u

nu

nu

nu

nu

ADI SOYADI:

ETKİNLİK ADI: HARF OKUMA-YAZMA ÇALIŞMASI

u

m

um

um

um

um

m

u

mu

mu

mu

mu

ADI SOYADI:

ETKİNLİK ADI: HARF OKUMA-YAZMA ÇALIŞMASI

u

lu

ulu

ulu

ulu

ulu

kum

lu

kumlu

kumlu

kumlu

kumlu

ADI SOYADI:

ETKİNLİK ADI: HARF OKUMA-YAZMA ÇALIŞMASI

ku

le

kule

kule

kule

kule

ko

nu

konu

konu

konu

konu

ADI SOYADI:

ETKİNLİK ADI: HARF OKUMA-YAZMA ÇALIŞMASI

o

luk

oluk

oluk

oluk

oluk

ka

mu

kamu

kamu

kamu

kamu

on

lu

onlu

onlu

onlu

onlu

ko

ku

koku

koku

koku

koku

Aşağıdaki kelimeleri okuyalım, bir satır yazalım.

limonlu

Handwriting practice line for the word "limonlu". It consists of a solid top line, a dashed middle line, and a solid bottom line, with a yellow shaded area between the dashed and solid middle lines.

okullu

Handwriting practice line for the word "okullu". It consists of a solid top line, a dashed middle line, and a solid bottom line, with a yellow shaded area between the dashed and solid middle lines.

kumluk

Handwriting practice line for the word "kumluk". It consists of a solid top line, a dashed middle line, and a solid bottom line, with a yellow shaded area between the dashed and solid middle lines.

makul

Handwriting practice line for the word "makul". It consists of a solid top line, a dashed middle line, and a solid bottom line, with a yellow shaded area between the dashed and solid middle lines.

kulak

Handwriting practice line for the word "kulak". It consists of a solid top line, a dashed middle line, and a solid bottom line, with a yellow shaded area between the dashed and solid middle lines.

kukla

Handwriting practice line for the word "kukla". It consists of a solid top line, a dashed middle line, and a solid bottom line, with a yellow shaded area between the dashed and solid middle lines.

Aşağıdaki kelimeleri okuyalım, bir satır yazalım.

konut

Handwriting practice line for the word "konut". It consists of a solid top line, a dashed middle line, and a solid bottom line, with a yellow shaded area between the dashed and solid bottom lines.

konuk

Handwriting practice line for the word "konuk". It consists of a solid top line, a dashed middle line, and a solid bottom line, with a yellow shaded area between the dashed and solid bottom lines.

konum

Handwriting practice line for the word "konum". It consists of a solid top line, a dashed middle line, and a solid bottom line, with a yellow shaded area between the dashed and solid bottom lines.

kukule

Handwriting practice line for the word "kukule". It consists of a solid top line, a dashed middle line, and a solid bottom line, with a yellow shaded area between the dashed and solid bottom lines.

kolluk

Handwriting practice line for the word "kolluk". It consists of a solid top line, a dashed middle line, and a solid bottom line, with a yellow shaded area between the dashed and solid bottom lines.

okul

Handwriting practice line for the word "okul". It consists of a solid top line, a dashed middle line, and a solid bottom line, with a yellow shaded area between the dashed and solid bottom lines.

Aşağıdaki cümleleri okuyalım, yazalım.

Kemal, okula in.

Elma ile limonlu kek al.

Kemal olumlu ol.

Aman, limonlu lokum alma!

Nine keke un ekleme.

Melike, onlu kalem al.

Aşağıdaki cümleleri okuyalım, yazalım.

Numan iki kakaolu kek al.

Melek onlu kalem al.

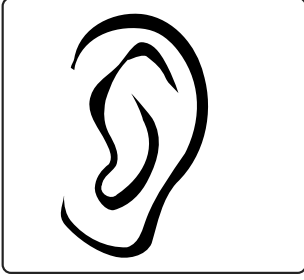
Kemal mumu koklama.

Aman, keke un ekleme.

Nine o kumlu kale mi?

Melike, anneme konuk ol.


Verilen görsellerin adlarını iki satır yazalım.



Two sets of horizontal writing lines for the word 'Kulağım'. Each set consists of a solid top line, a dashed middle line, and a solid bottom line.




Two sets of horizontal writing lines for the word 'Okulum'. Each set consists of a solid top line, a dashed middle line, and a solid bottom line.



Two sets of horizontal writing lines for the word 'Kutu'. Each set consists of a solid top line, a dashed middle line, and a solid bottom line.



Two sets of horizontal writing lines for the word 'Mazun'. Each set consists of a solid top line, a dashed middle line, and a solid bottom line.



Two sets of horizontal writing lines for the word 'Köprü'. Each set consists of a solid top line, a dashed middle line, and a solid bottom line.



Two sets of horizontal writing lines for the word 'Kule'. Each set consists of a solid top line, a dashed middle line, and a solid bottom line.