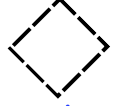
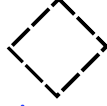
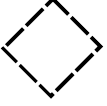
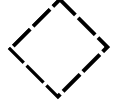
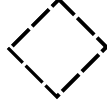

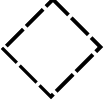











ü - Ü - s - S - ö - Ö - y - Y - d - D - z - Z

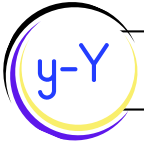


Adında "y" sesi bulunan varlıkları işaretleyelim.




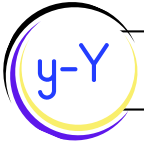
"y" sesi, görselin başında mı ortasında mı yoksa sonunda mı? işaretleyelim.




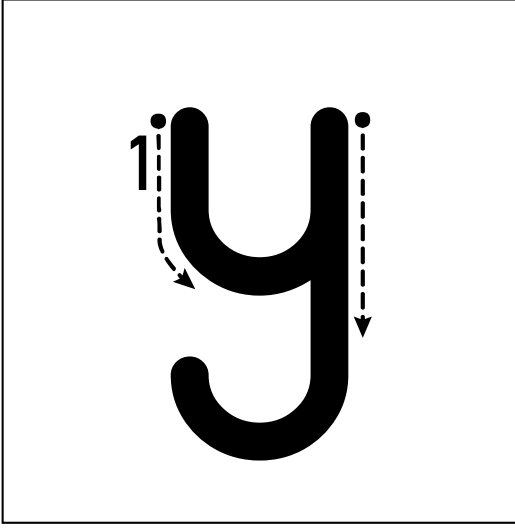


ü - Ü - s - S - ö - Ö - y - Y - d - D - z - Z

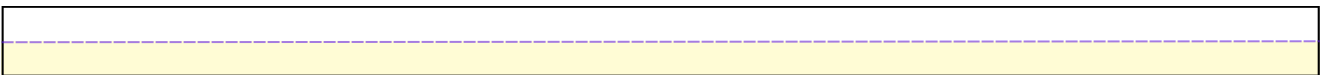

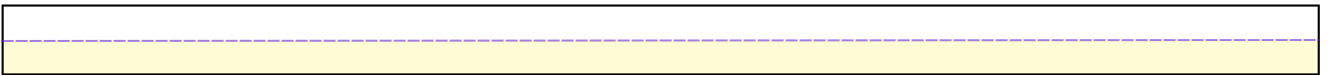
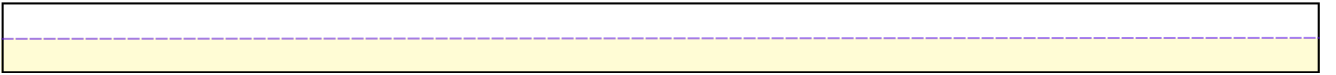
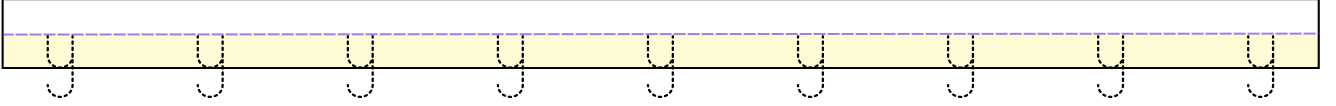
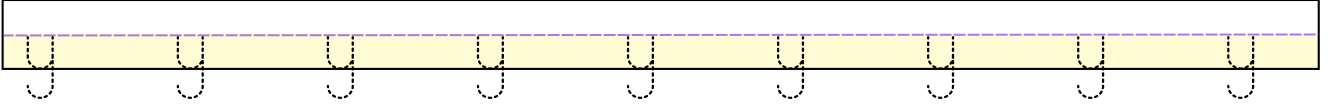


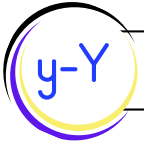


ü - Ü - s - S - ö - Ö - y - Y - d - D - z - Z


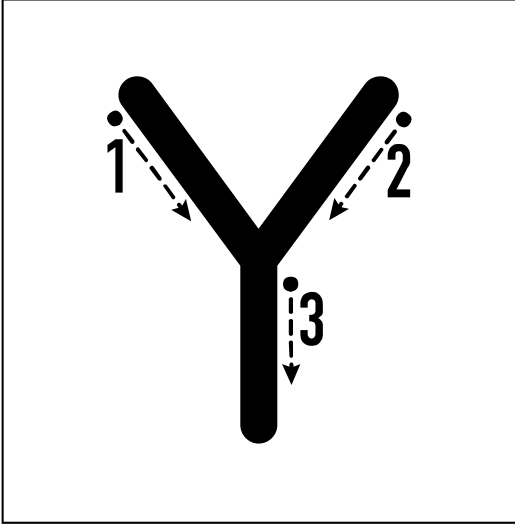


“y” harflerindeki noktaları birleştirelim ve yazalım.

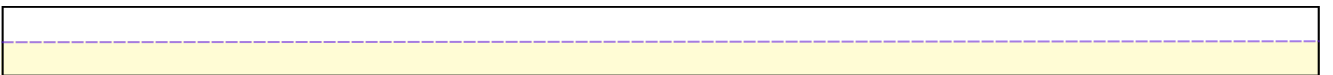

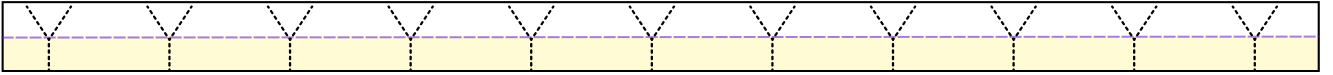
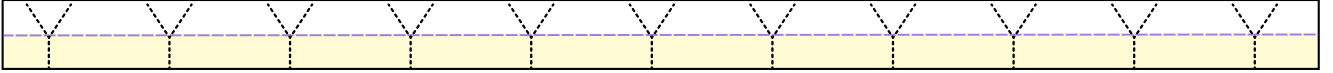


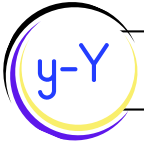


ü - Ü - s - S - ö - Ö - y - Y - d - D - z - Z


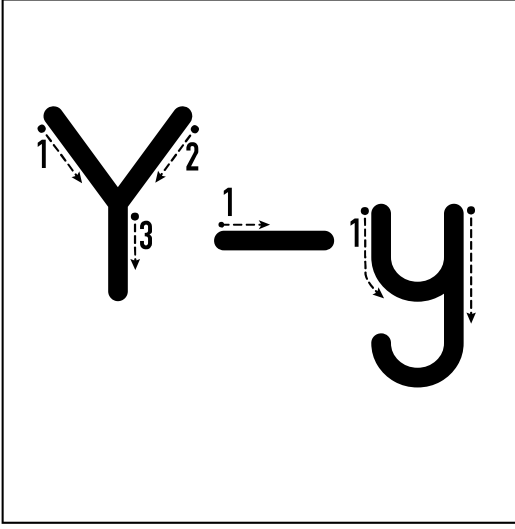


"Y" harflerindeki noktaları birleştirelim ve yazalım.

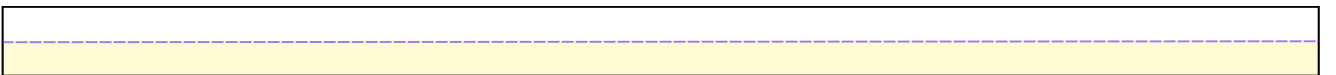

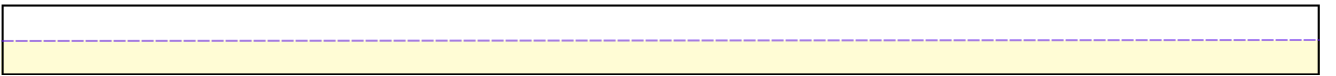
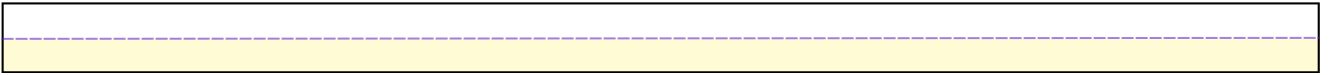


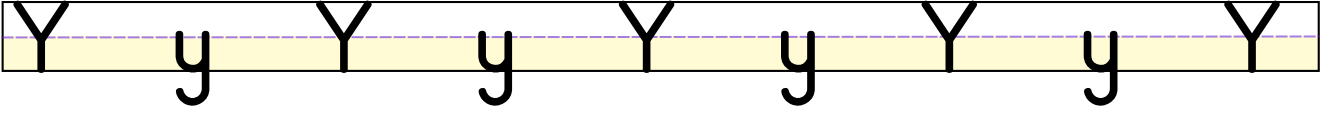


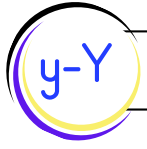


ü - Ü - s - S - ö - Ö - y - Y - d - D - z - Z


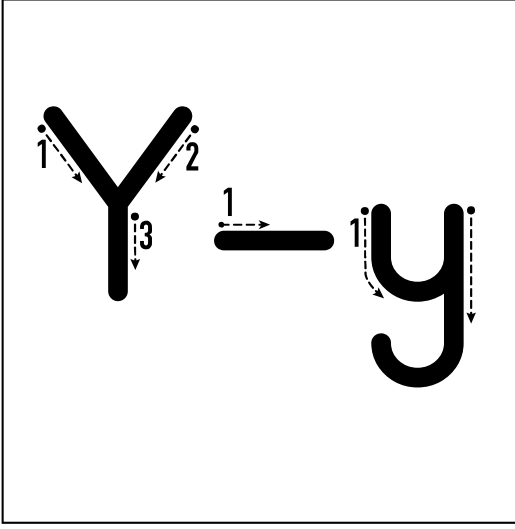


“Y-y” harflerindeki noktaları birleştirelim ve yazalım.





ü - Ü - s - S - ö - Ö - y - Y - d - D - z - Z



Aşağıdaki kelimeleri okuyup bir satır yazalım.

ay

ey

oy

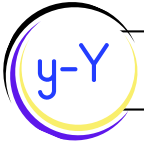
uy

iy


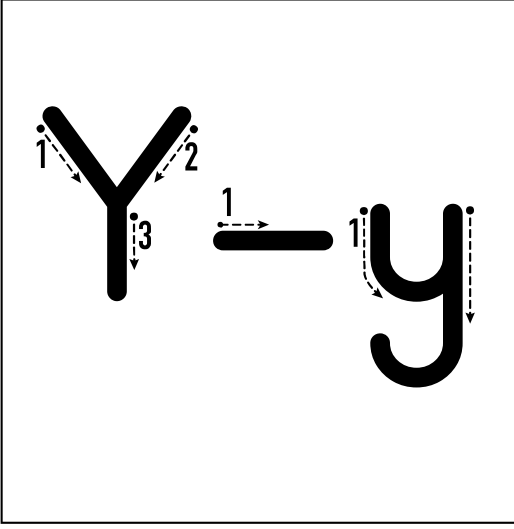
ly

öy

üy



ü - Ü - s - S - ö - Ö - y - Y - d - D - z - Z



Aşağıdaki kelimeleri okuyup bir satır yazalım.

ya

ye

yi

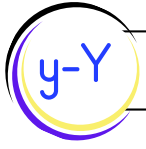
yi

yo


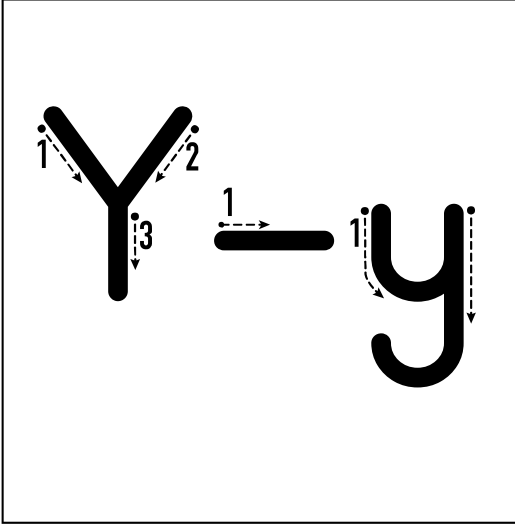
yö

yu

yü



ü - Ü - s - S - ö - Ö - y - Y - d - D - z - Z



Aşağıdaki kelimeleri okuyup bir satır yazalım.

yak

yel

yıl

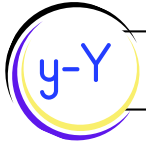
yol

yok

yön

yurt

yün



ü - Ü - s - S - ö - Ö - y - Y - d - D - z - Z



Aşağıdaki hece ve kelimeleri okuyup yazalım.

ya ka
yaka

ya ra


ya lı

ya sak

ya rım

sa yı

ya ra maz




yu mur ta

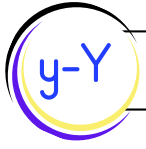
Ma lat ya

ya ra lı

ya ma lı



ka ya lık



ü - Ü - s - S - ö - Ö - y - Y - d - D - z - Z



Aşağıdaki hece ve kelimeleri okuyup yazalım.

yas

tık

yastık

ka

yık

yir

mi

ley

lek

ko

yun


ya

ma

An

tal

ya



A

mas

ya

ka

ya

lık

Kon


ya

lı

ye

te

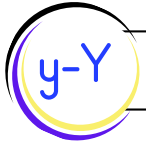
nek



ka

nar

ya



ü - Ü - s - S - ö - Ö - y - Y - d - D - z - Z



Aşağıdaki hece ve kelimeleri okuyalım.

Okuduğumuz hece veya kelimeyi silgi ile kapatıp altına yazalım.

ay	ey	oy	öy	iy	uy
ya	ye	yi	yı	yo	yö
yal	yak	yar	yel	yol	yıl
yalı	yaka	yele	yolu	yine	yıka

ayna	yama	kuyu	kıyı	yara	sayı
Tülay	Yaren	Aykut	Oktay	otoyol	yetenek
Aykut	Kaya	kaykay	oynun	yaya	yolunu
yılan	yakan	kayalık	koyun	kömürlük	körlük

y-Y

ü - Ü - s - S - ö - Ö - y - Y - d - D - z - Z



egitimgen

yir mi

20

yirmi

egitimgen

ko yun

koyun

egitimgen

ka yik

kayik



egitimgen

a yak

ayak

egitimgen

ya ra

yara

egitimgen

kay sı

kaysı

egitimgen

ye mek

yemek

egitimgen

kam yon

kamyon

egitimgen

ay ran

ayran



egitimgen

ya tak

yatak

egitimgen

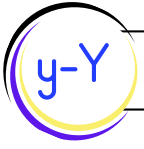
uy ku

uyku

egitimgen

ku yu


kuyu



ü - Ü - s - S - ö - Ö - y - Y - d - D - z - Z




Aşağıda görselleri verilen varlıkların adlarını yazalım.



A blank writing area with a dashed purple line and a yellow background.



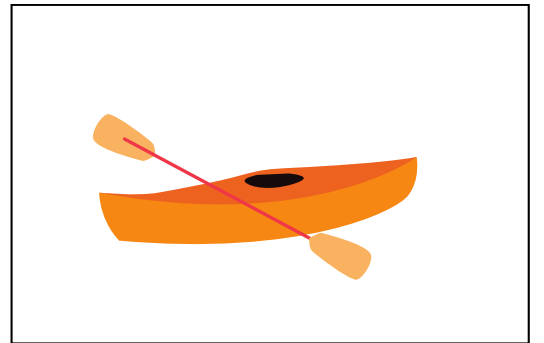


A blank writing area with a dashed purple line and a yellow background.



A blank writing area with a dashed purple line and a yellow background.



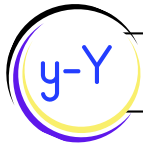
A blank writing area with a dashed purple line and a yellow background.



A blank writing area with a dashed purple line and a yellow background.



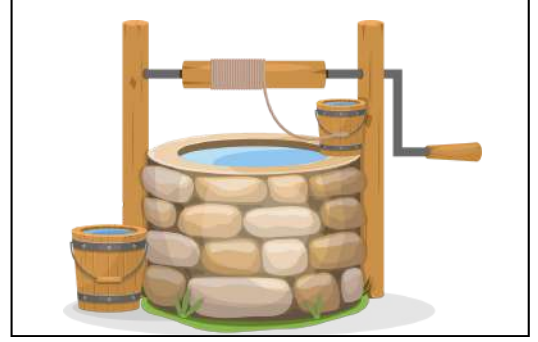

A blank writing area with a dashed purple line and a yellow background.



ü - Ü - s - S - ö - Ö - y - Y - d - D - z - Z




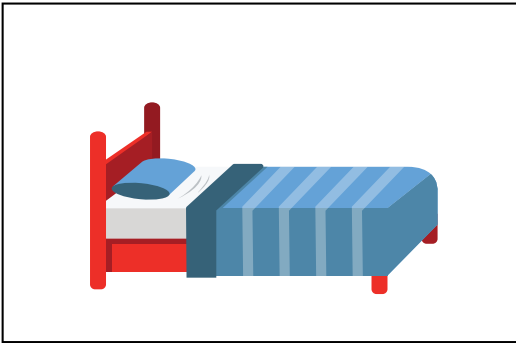
Aşağıda görselleri verilen varlıkların adlarını yazalım.



Blank writing area with a dashed line for the first letter.



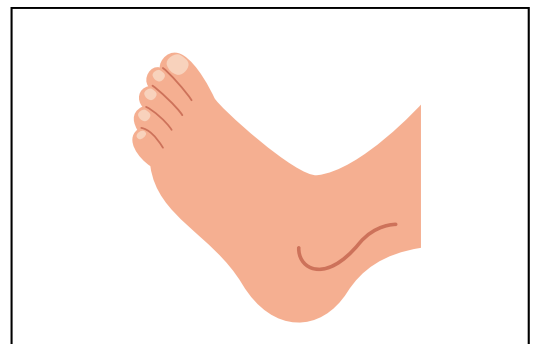

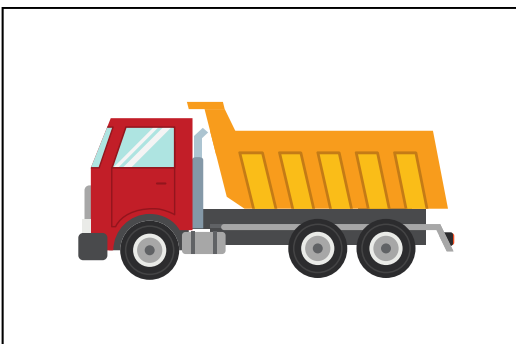
Blank writing area with a dashed line for the first letter.



Blank writing area with a dashed line for the first letter.



Blank writing area with a dashed line for the first letter.

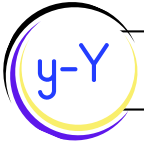


Blank writing area with a dashed line for the first letter.



Blank writing area with a dashed line for the first letter.





ü - Ü - s - S - ö - Ö - y - Y - d - D - z - Z



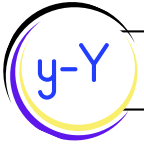
Verilen cümleleri okuyup aştındaki satıra yazalım.

Suna ayran ile simit al.

Sultan mısırları yer misin?

Sena o kamyonet kimin?

Yener yaya yolunu kullanma.



ü - Ü - s - S - ö - Ö - y - Y - d - D - z - Z



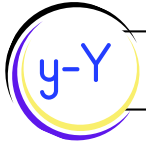
Verilen cümleleri okuyup aştındaki satıra yazalım.

Yasin, kamyonu yük yükle.

Yaren, yemekte oyalanma.

Kıymaya kimyon koyma.

Yemekte makarna ye.



ü - Ü - s - S - ö - Ö - y - Y - d - D - z - Z



Aşağıdaki metni 5 defa okuyalım.

Yasin yemek ye.

Yemekte makarna ye.

Makarna kıymalı olsun.

Yanında salatada ye.

Kıymaya kimyon koyma.

Yaren, yemekte oyalanma.



Handwriting practice line with a dashed midline and a yellow shaded bottom area.

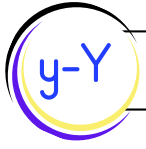
Handwriting practice line with a dashed midline and a yellow shaded bottom area.

Handwriting practice line with a dashed midline and a yellow shaded bottom area.

Handwriting practice line with a dashed midline and a yellow shaded bottom area.

Handwriting practice line with a dashed midline and a yellow shaded bottom area.

Handwriting practice line with a dashed midline and a yellow shaded bottom area.



ü - Ü - s - S - ö - Ö - y - Y - d - D - z - Z



Aşağıdaki metni 5 defa okuyalım.



Tülay oynayalım mı?

Tülay kaykay ile kayalım mı?

Yasin kaykay ile oynayalım.

Sallanmadan kaykaydan kay.

Sakin oyunları terk etme!

Senin ile oyunlar oynayalım.

Handwriting practice line with a dashed midline and a yellow shaded bottom area.

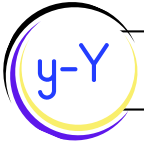
Handwriting practice line with a dashed midline and a yellow shaded bottom area.

Handwriting practice line with a dashed midline and a yellow shaded bottom area.

Handwriting practice line with a dashed midline and a yellow shaded bottom area.

Handwriting practice line with a dashed midline and a yellow shaded bottom area.

Handwriting practice line with a dashed midline and a yellow shaded bottom area.



ü - Ü - s - S - ö - Ö - y - Y - d - D - z - Z



Aşağıda verilen kelimelerden anlamlı ve kurallı cümle yazalım.

oyna — Tülay — oyun

Blank writing line with a dashed midline and a yellow shaded bottom area.

oyunu — etme — terk

Blank writing line with a dashed midline and a yellow shaded bottom area.

Yasin — al — kaykay

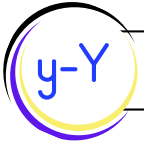
Blank writing line with a dashed midline and a yellow shaded bottom area.

yemek — Tülin — yer

Blank writing line with a dashed midline and a yellow shaded bottom area.

al — yirmi — kamyon

Blank writing line with a dashed midline and a yellow shaded bottom area.



ü - Ü - s - S - ö - Ö - y - Y - d - D - z - Z



Aşağıdaki metnleri 5 defa okuyalım.



Kullanma.

Yolunu kullanma.

Yaya yolunu kullanma.

Otoyolda yaya yolunu kullanma.

Tülay, otoyolda yaya yolunu kullanma.

Tülay, sakın otoyolda yaya yolunu kullanma!

Koyma.

Kimyon koyma.

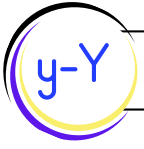
Kıymaya kimyon koyma.

Yaren kıymaya kimyon koyma.

Kıymaya kimyon koyma.

Kimyon koyma.

Koyma.



ü - Ü - s - S - ö - Ö - y - Y - d - D - z - Z



Aşağıdaki metnleri 5 defa okuyalım.



Yüklü.

Kaysı yüklü.

Kamyonet kaysı yüklü.

Yasin o kamyonet kaysı yüklü.

Kamyonet kaysı yüklü.

Kaysı yüklü.

Yüklü.

Kaysı al.

Ayrıanı ile kaysı al.

Yayık ayrıanı ile kaysı al.

Seyran yayık ayrıanı ile kaysı al.

Yayık ayrıanı ile kaysı al.

Ayrıanı ile kaysı al.

Kaysı al.