


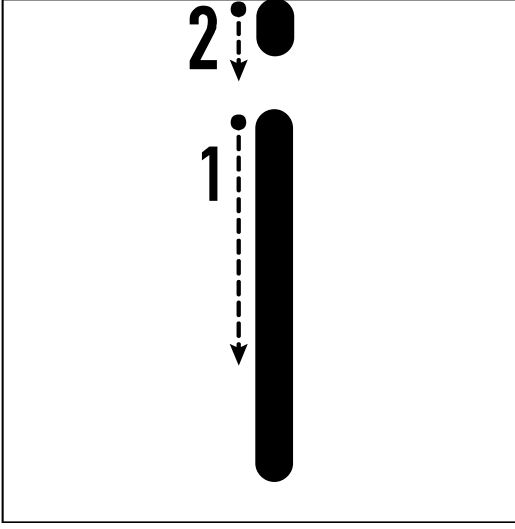




a - A - n - N - e - E - t - T - i - İ - l - L






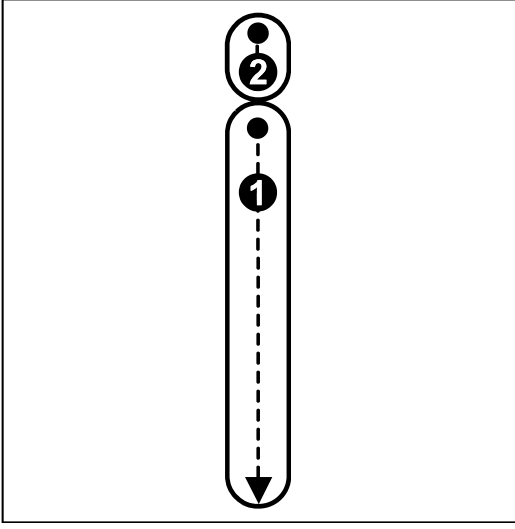
"İ" harflerindeki noktaları birleştirelim ve yazalım.

Handwriting practice lines for the letter 'i'. Each line consists of a solid top line, a dashed middle line, and a solid bottom line. The letter 'i' is written in dotted form for tracing.





a - A - n - N - e - E - t - T - i - İ - l - L



“İ” harflerindeki noktaları birleştirelim ve yazalım.

