
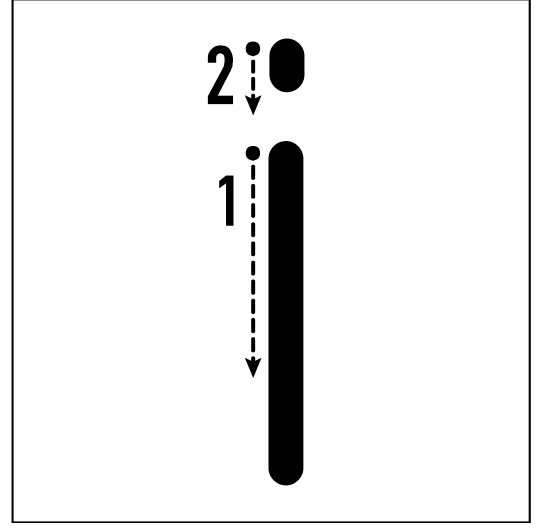

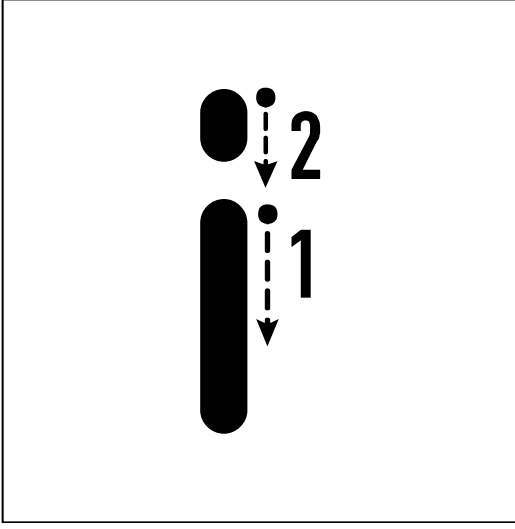




a - A - n - N - e - E - t - T - i - İ - l - L


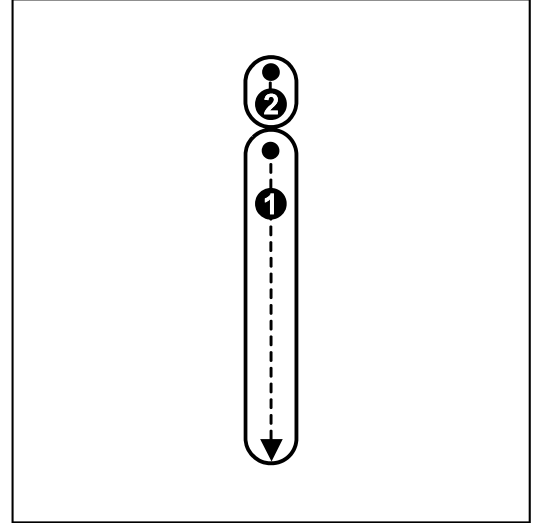

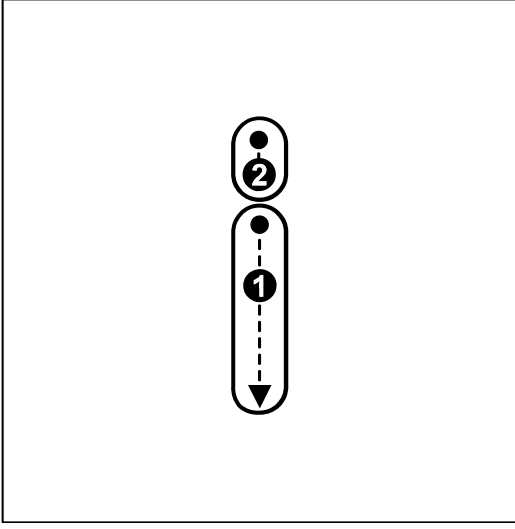


“i ve İ” harflerindeki noktaları birleştirelim ve yazalım.

Eight horizontal writing lines for practicing the letters 'i' and 'İ'. Each line consists of a solid top line, a dashed middle line, and a solid bottom line, with vertical dashed lines dividing the space into columns.



a - A - n - N - e - E - t - T - i - İ - l - L



“i ve İ” harflerindeki noktaları birleştirelim ve yazalım.

