



maymun





Aşağıda görselleri verilen varlıkların adlarını söyleyelim. Adlarında "M" sesi olan varlıkların altındaki kutucuğu işaretleyelim.




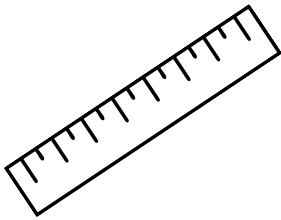








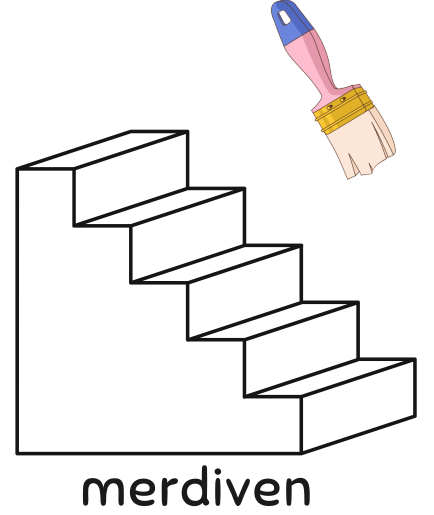
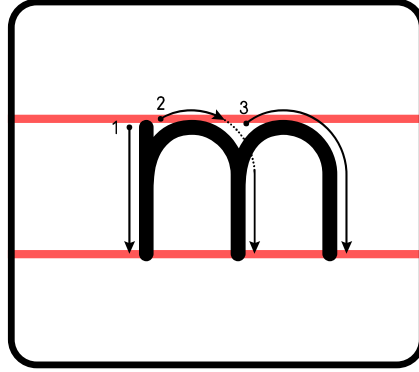
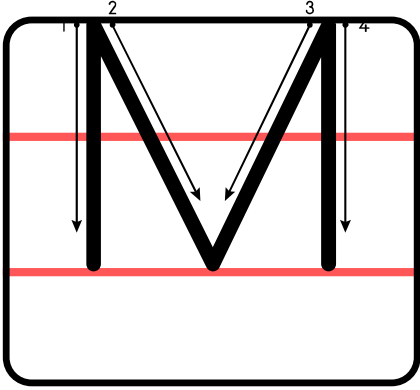













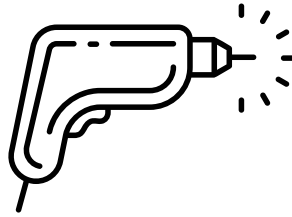
Aşağıda görselleri verilen varlıkların adlarını söyleyelim. Adlarındaki "M-m" sesi başta mı, ortada mı, sonda mı işaretleyelim.













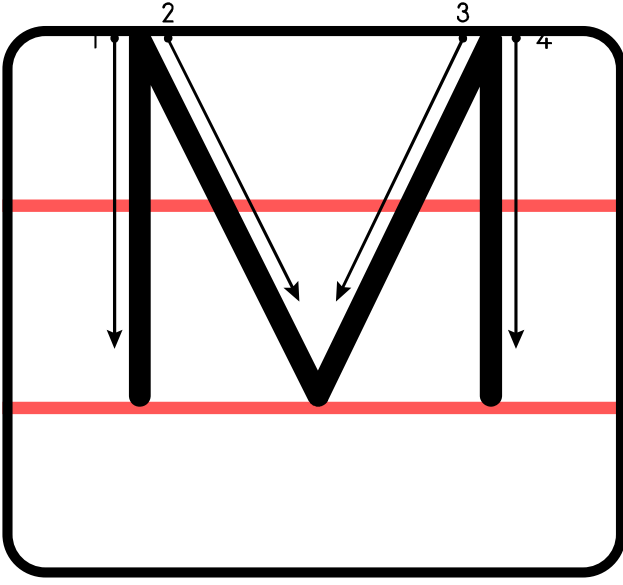




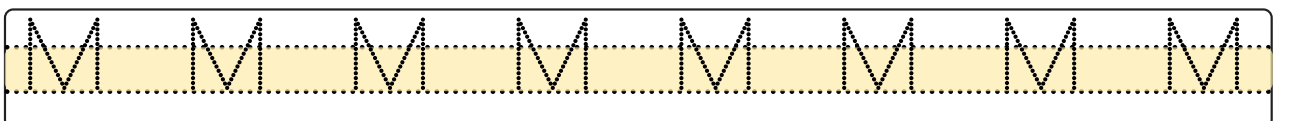
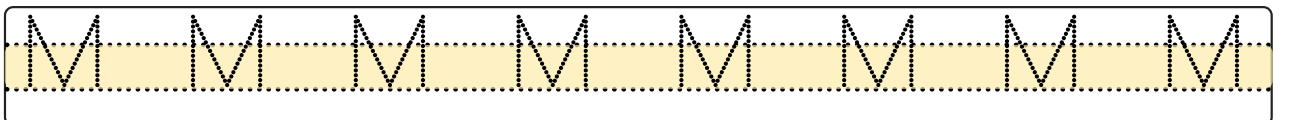
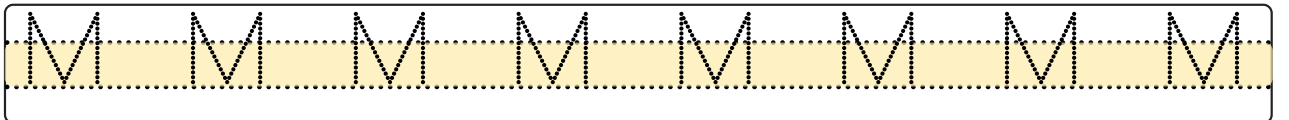
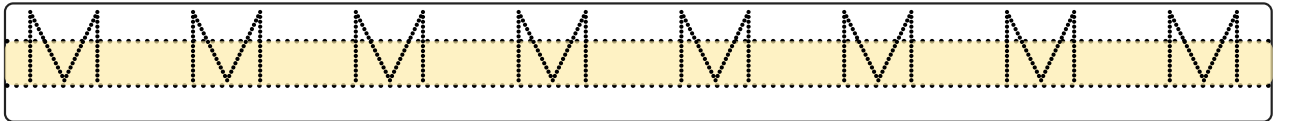
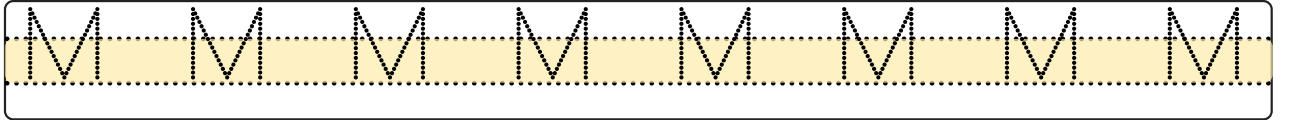
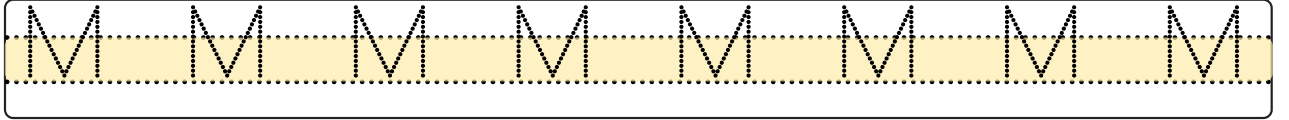







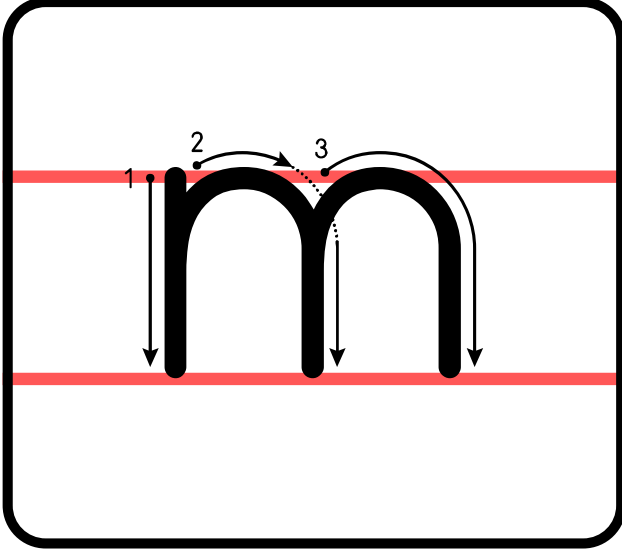


motorsiklet

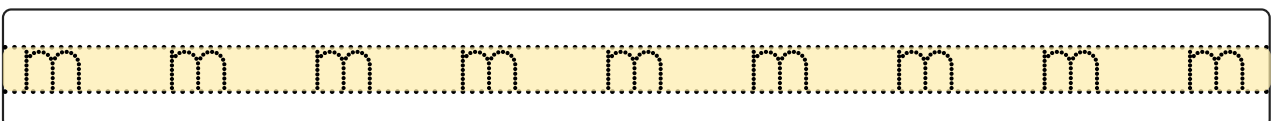
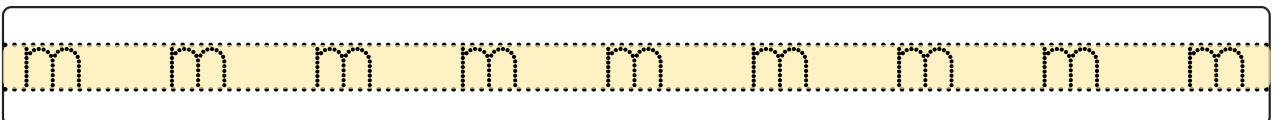
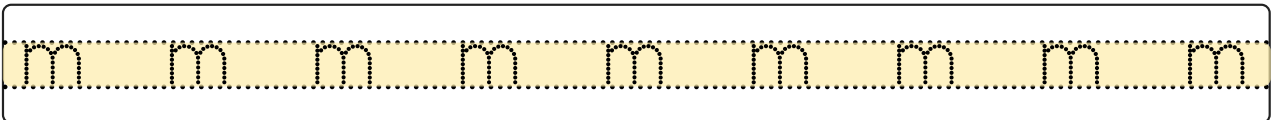
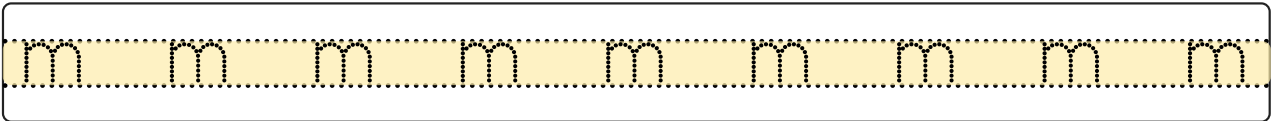
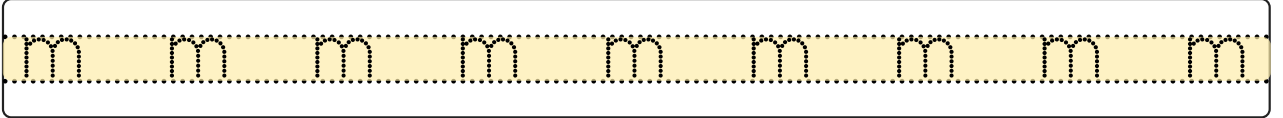
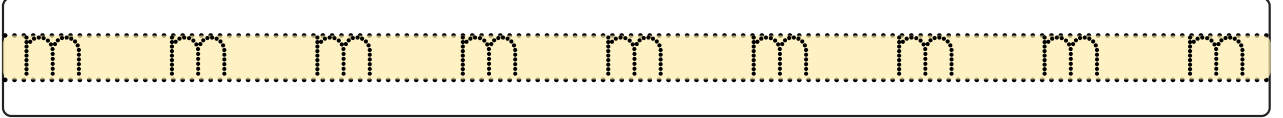


ADI SOYADI:

ETKİNLİK ADI: HARF OKUMA-YAZMA ÇALIŞMASI



masa



ADI SOYADI:

ETKİNLİK ADI: HARF OKUMA-YAZMA ÇALIŞMASI



M M M M M M M M

M

M

M

M

m m m m m m m m

m

m

m

m

m

ADI SOYADI:

ETKİNLİK ADI: HARF OKUMA-YAZMA ÇALIŞMASI



M m M m M m M m

M m

M m

M m

M m

M m

M m

M m

M m

M m

M m

ADI SOYADI:

ETKİNLİK ADI: HARF OKUMA-YAZMA ÇALIŞMASI



M m M m M m M m

M m

M m

M m

M m

M m

M m

M m

M m

M m

M m

ADI SOYADI:

ETKİNLİK ADI: HARF OKUMA-YAZMA ÇALIŞMASI

e

m

em

em

em

em

m

e

me

me

me

me

ADI SOYADI:

ETKİNLİK ADI: HARF OKUMA-YAZMA ÇALIŞMASI

i

m

im

im

im

im

m

i

mi

mi

mi

mi

ADI SOYADI:

ETKİNLİK ADI: HARF OKUMA-YAZMA ÇALIŞMASI

o

m

om

om

om

om

m

o

mo

mo

mo

mo

ADI SOYADI:

ETKİNLİK ADI: HARF OKUMA-YAZMA ÇALIŞMASI

a

ma

ama

ama

ama

ama

e

mi

emi

emi

emi

emi

ADI SOYADI:

ETKİNLİK ADI: HARF OKUMA-YAZMA ÇALIŞMASI

o

mo

omo

omo

omo

omo

e

me

eme

eme

eme

eme

ADI SOYADI:

ETKİNLİK ADI: HARF OKUMA-YAZMA ÇALIŞMASI

el

ma

elma

elma

elma

elma

ek

mek

ekmek

ekmek

ekmek

ekmek

ADI SOYADI:

ETKİNLİK ADI: HARF OKUMA-YAZMA ÇALIŞMASI

ka

lem

kalem

kalem

kalem

kalem

E

mel

Emel

Emel

Emel

Emel

Aşağıdaki kelimeleri okuyalım, bir satır yazalım.

Melek

Handwriting practice line for the word "Melek". It consists of a solid top line, a dashed middle line, and a solid bottom line, with a yellow shaded area between the dashed and solid bottom lines.

Annem

Handwriting practice line for the word "Annem". It consists of a solid top line, a dashed middle line, and a solid bottom line, with a yellow shaded area between the dashed and solid bottom lines.

Komik

Handwriting practice line for the word "Komik". It consists of a solid top line, a dashed middle line, and a solid bottom line, with a yellow shaded area between the dashed and solid bottom lines.

Kelime

Handwriting practice line for the word "Kelime". It consists of a solid top line, a dashed middle line, and a solid bottom line, with a yellow shaded area between the dashed and solid bottom lines.

Ninem

Handwriting practice line for the word "Ninem". It consists of a solid top line, a dashed middle line, and a solid bottom line, with a yellow shaded area between the dashed and solid bottom lines.

Emekli

Handwriting practice line for the word "Emekli". It consists of a solid top line, a dashed middle line, and a solid bottom line, with a yellow shaded area between the dashed and solid bottom lines.

Aşağıdaki kelimeleri okuyalım, bir satır yazalım.

Ekleme

Handwriting practice line for the word "Ekleme".

Almak

Handwriting practice line for the word "Almak".

Kemal

Handwriting practice line for the word "Kemal".

Makine

Handwriting practice line for the word "Makine".

Keman

Handwriting practice line for the word "Keman".

Minik

Handwriting practice line for the word "Minik".

Sözcüklerle cümle oluşturalım, yazalım ve okuyalım.

Okan

kalem

al

Blank writing line for the first sentence.

Blank writing line for the first sentence.

Blank writing line for the first sentence.

Blank writing line for the first sentence.

Sözcüklerle cümle oluşturalım, yazalım ve okuyalım.

komil

Emel

olma

Blank writing line for the second sentence.

Blank writing line for the second sentence.

Blank writing line for the second sentence.

Blank writing line for the second sentence.

Sözcüklerle cümle oluşturalım, yazalım ve okuyalım.

alma

limon

Kemal

Blank writing line for practice.

Blank writing line for practice.

Blank writing line for practice.

Blank writing line for practice.

Sözcüklerle cümle oluşturalım, yazalım ve okuyalım.

kalemi

Emel'in

o

Blank writing line for practice.

Blank writing line for practice.

Blank writing line for practice.

Blank writing line for practice.

Aşağıdaki cümleleri okuyalım, yazalım.

Kemal, o Emel'in kalemi.

Elma al, kola al, limon alma.


Kemal naneli limon al.

Aman, keke nane ekleme!






Annem nane al ama ekleme.

Melike, ekmek alma.

Verilen görsellerin adlarını iki satır yazalım.



Ekmek



Aşağıdaki metni okuyalım ve yazalım.

Ninem kek ile ekmek alma.

Aman, ninem keke nane ekleme.

Ninem, naneli limon al.

Ninem, kola alma, limon al.

Ninem al, limon al, kola alma.

Ninem, o Emel'in kalemi.



Handwriting practice line with a yellow background and dotted lines for tracing.

Handwriting practice line with a yellow background and dotted lines for tracing.

Handwriting practice line with a yellow background and dotted lines for tracing.

Handwriting practice line with a yellow background and dotted lines for tracing.

Handwriting practice line with a yellow background and dotted lines for tracing.

Handwriting practice line with a yellow background and dotted lines for tracing.

Aşağıdaki metni okuyalım ve yazalım.

Emin, o kalemlik kimin?

kalemlik Emelin mi?

kalemlik Emel'in.

kalem kimin?

kalem Emel'in.

Emine kalem ile kalemlik al.



Handwriting practice line with a yellow highlighted area in the middle.

Handwriting practice line with a yellow highlighted area in the middle.

Handwriting practice line with a yellow highlighted area in the middle.

Handwriting practice line with a yellow highlighted area in the middle.

Handwriting practice line with a yellow highlighted area in the middle.

Handwriting practice line with a yellow highlighted area in the middle.

Aşağıdaki metni okuyalım ve yazalım.

Kemal ile Melike

Melike kalem al.

Kemal on ekmek al.

Melike ikili koli al.

Kemal on minik limon al.

Melike o kilimi elleme.



Handwriting practice line with a yellow background and dotted lines.

Handwriting practice line with a yellow background and dotted lines.

Handwriting practice line with a yellow background and dotted lines.

Handwriting practice line with a yellow background and dotted lines.

Handwriting practice line with a yellow background and dotted lines.

Handwriting practice line with a yellow background and dotted lines.

Aşağıdaki metni okuyalım ve yazalım.

Mine limon alma

Mine elma al.

Mine ona elma al.

Mine minik elma al.

Mine al.



Handwriting practice line with a yellow background and dotted lines.

Handwriting practice line with a yellow background and dotted lines.

Handwriting practice line with a yellow background and dotted lines.


Handwriting practice line with a yellow background and dotted lines.

Handwriting practice line with a yellow background and dotted lines.

Handwriting practice line with a yellow background and dotted lines.

ADI SOYADI:

ETKİNLİK ADI: RAKAMLAR



1 1 1 1 1 1 1 1 1 1 1 1

2 2 2 2 2 2 2 2 2 2 2

3 3 3 3 3 3 3 3 3 3 3

4 4 4 4 4 4 4 4 4 4 4

5 5 5 5 5 5 5 5 5 5 5

6 6 6 6 6 6 6 6 6 6 6

7 7 7 7 7 7 7 7 7 7 7

8 8 8 8 8 8 8 8 8 8 8

9 9 9 9 9 9 9 9 9 9 9

0 0 0 0 0 0 0 0 0 0 0

1 2 3 4 5 6 7 8 9 9

ADI SOYADI:

ETKİNLİK ADI: RAKAMLAR



1

2

3

4

5

6

7

8

9

0

1 2 3 4 5 6 7 8 9