

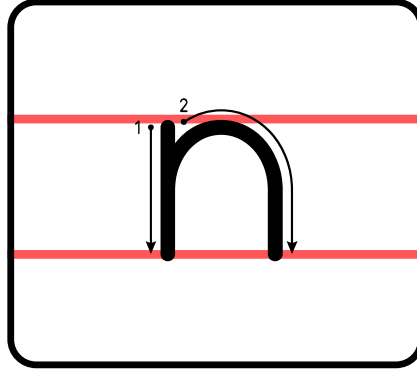
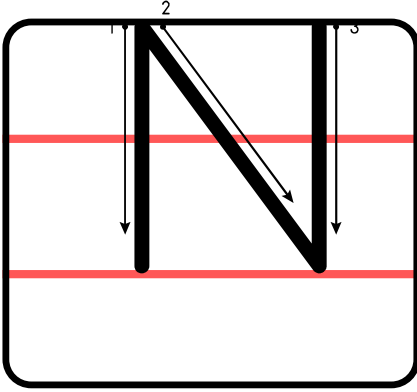


- Süper kahramanın "N" harfine giden yolu bulmasına yardım eder misin?
- "N" harf labirentini boyar mısın?






Aşağıda görselleri verilen varlıkların adlarını söyleyelim.  
Adlarında "n" sesi olan varlıkların altındaki kutucuğu işaretleyelim.









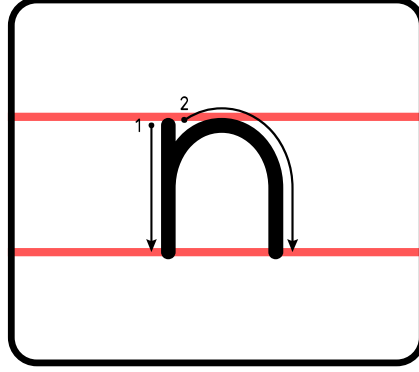
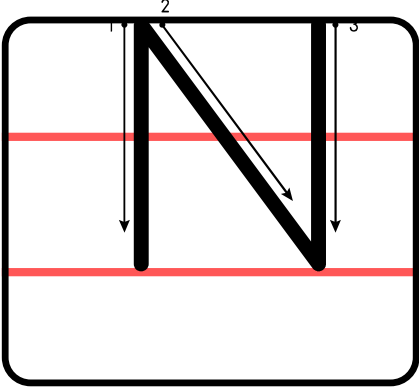













Nine



Aşağıda görselleri verilen varlıkların adlarını söyleyelim. Adlarındaki "N-n" sesi başta mı, ortada mı, sonda mı işaretleyelim.



  

  


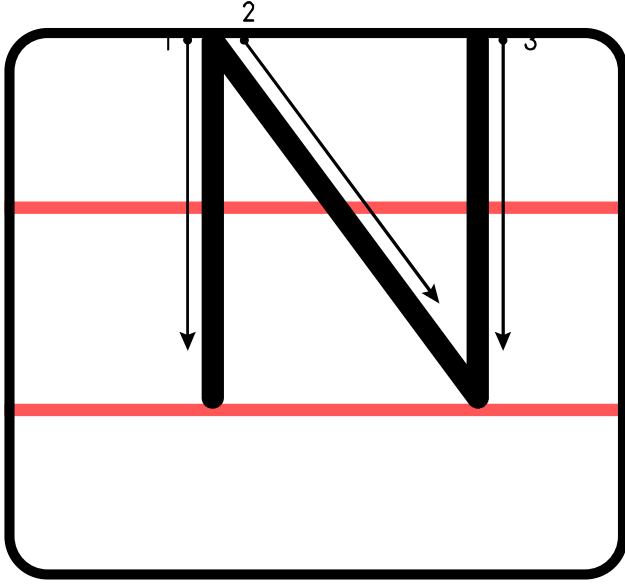
  

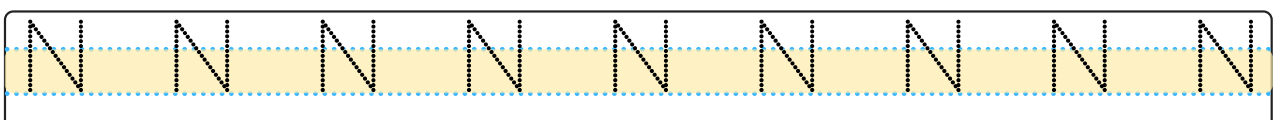
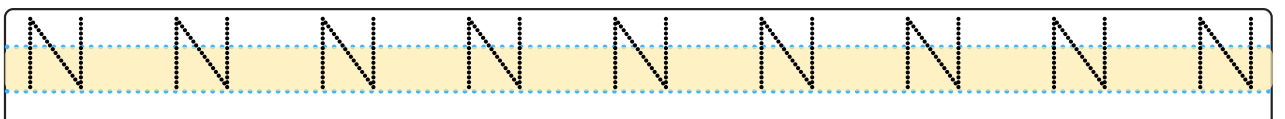
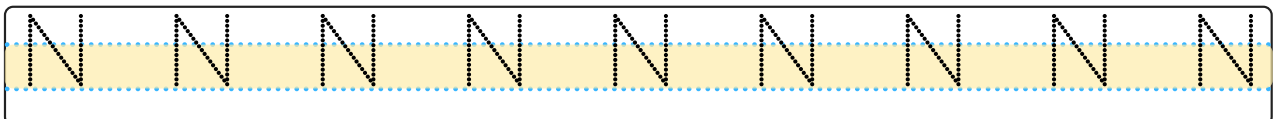
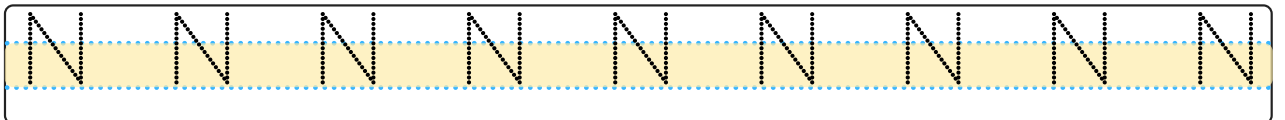
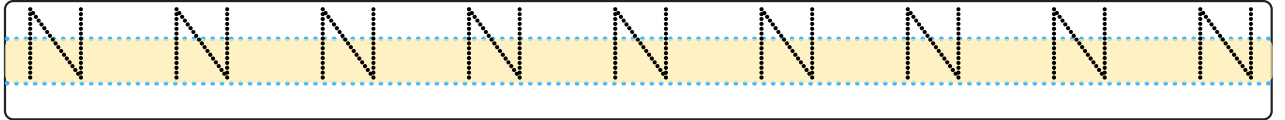
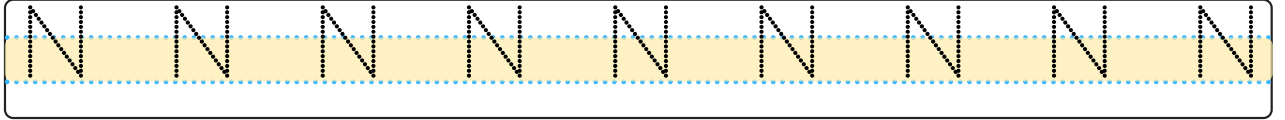

  

  


ADI SOYADI:

ETKİNLİK ADI: HARF OKUMA-YAZMA ÇALIŞMASI


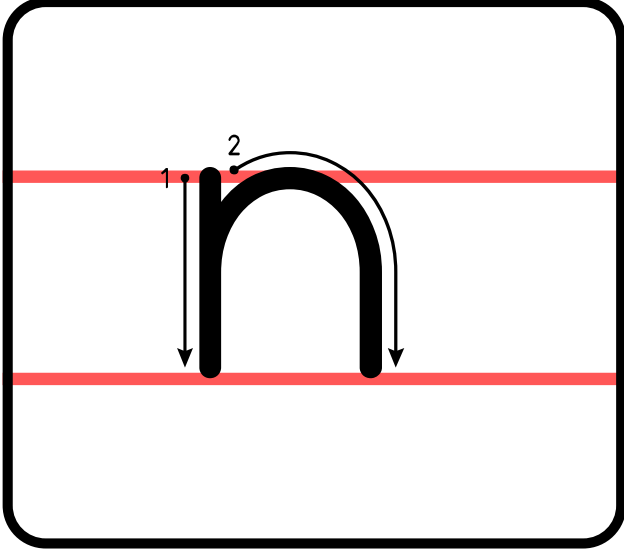


Nal

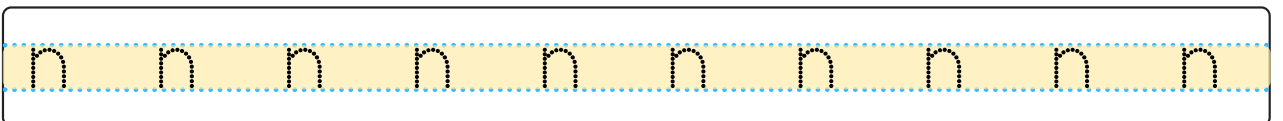
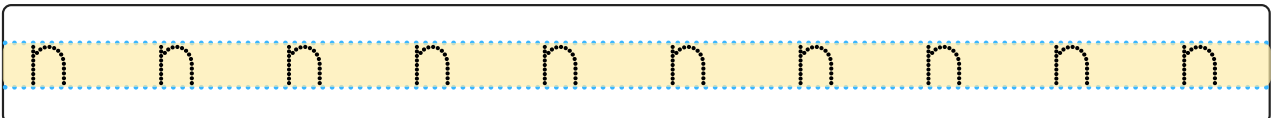
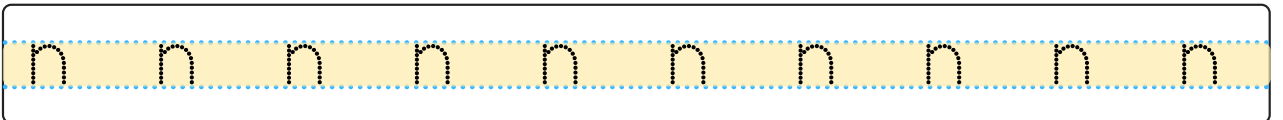
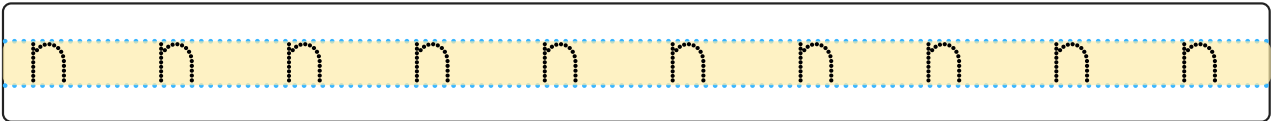
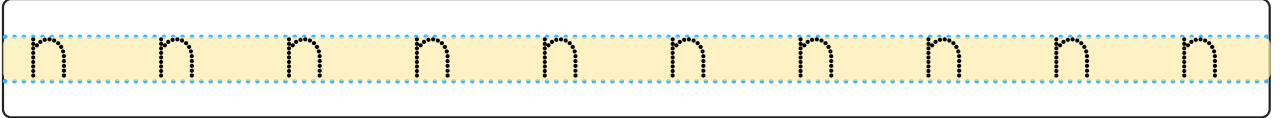
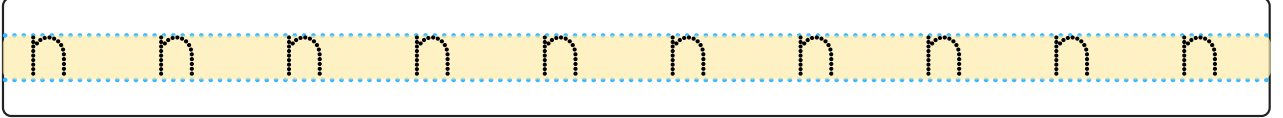



ADI SOYADI:

ETKİNLİK ADI: HARF OKUMA-YAZMA ÇALIŞMASI




Not defteri



ADI SOYADI:

ETKİNLİK ADI: HARF OKUMA-YAZMA ÇALIŞMASI




N N N N N N N N N N

n n n n n n n n n n

ADI SOYADI:

ETKİNLİK ADI: HARF OKUMA-YAZMA ÇALIŞMASI



N n N n N n N n N

N n

N n

N n

N n

N n

N n

N n


N n

N n

N n

ADI SOYADI:

ETKİNLİK ADI: HARF OKUMA-YAZMA ÇALIŞMASI



N n N n N n N n N

N n

N n

N n

N n

N n

N n

N n

N n

N n

N n



ADI SOYADI:

ETKİNLİK ADI: HARF OKUMA-YAZMA ÇALIŞMASI

i

n

in

in

in

in

N

i

Ni

Ni

Ni

Ni

ADI SOYADI:

ETKİNLİK ADI: HARF OKUMA-YAZMA ÇALIŞMASI

A

n

An

An

An

An

N

a

Na

Na

Na

Na

ADI SOYADI:

ETKİNLİK ADI: HARF OKUMA-YAZMA ÇALIŞMASI

E

n

En

En

En

En

N

e

Ne

Ne

Ne

Ne

an

ne

anne

anne

anne

anne

ke

ne

kene

kene

kene

kene

ADI SOYADI:

ETKİNLİK ADI: HARF OKUMA-YAZMA ÇALIŞMASI

ik

na

ikna

ikna

ikna

ikna

Ni

ne

Nine

Nine

Nine

Nine

Sözcüklerle cümle oluşturalım, yazalım ve okuyalım.

Ali

nane

al

Ali nane al.

Sözcüklerle cümle oluşturalım, yazalım ve okuyalım.

Nalan

iki

kekik

ek

Nalan iki kekik ek.

Sözcüklerle cümle oluşturalım, yazalım ve okuyalım.

Kenan

kek

ne

ki?

Kenan, kek neli ki?

Sözcüklerle cümle oluşturalım, yazalım ve okuyalım.

Keke

eklenen

nane

al

Keke eklenen nane al.

Aşağıdaki kelimeleri okuyalım, bir satır yazalım.

Kanal

Handwriting practice line for the word "Kanal". It consists of a solid top line, a dashed middle line, and a solid bottom line, with a yellow shaded area between the dashed and solid middle lines.

Nail

Handwriting practice line for the word "Nail". It consists of a solid top line, a dashed middle line, and a solid bottom line, with a yellow shaded area between the dashed and solid middle lines.

Kekikli

Handwriting practice line for the word "Kekikli". It consists of a solid top line, a dashed middle line, and a solid bottom line, with a yellow shaded area between the dashed and solid middle lines.

Ekin

Handwriting practice line for the word "Ekin". It consists of a solid top line, a dashed middle line, and a solid bottom line, with a yellow shaded area between the dashed and solid middle lines.

Altan

Handwriting practice line for the word "Altan". It consists of a solid top line, a dashed middle line, and a solid bottom line, with a yellow shaded area between the dashed and solid middle lines.

Alana

Handwriting practice line for the word "Alana". It consists of a solid top line, a dashed middle line, and a solid bottom line, with a yellow shaded area between the dashed and solid middle lines.



Aşağıdaki cümleleri okuyalım, yazalım.

Kaan anneni anla.

Nail ile İnal aile.


Kekikli nane al.

Lale ekin, nane ekin.



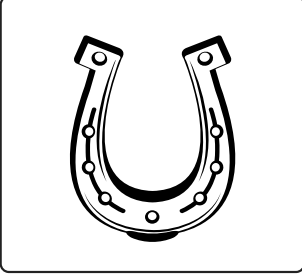
Altan annene nane al.

Altan alana in, nane ek.

Verilen görsellerin adlarını iki satır yazalım.



Nane



Aşağıdaki metni okuyalım ve yazalım.

Kekik ekin, nane ekin.

Nil, annen ile kekik ekin.

İlke kekikli nane al.

Nail ninen ile lale ekin.

Ailene keklük alın.

Alkan iki eline keklük al.



Handwriting practice line with a yellow background and blue dashed lines.

Handwriting practice line with a yellow background and blue dashed lines.

Handwriting practice line with a yellow background and blue dashed lines.

Handwriting practice line with a yellow background and blue dashed lines.

Handwriting practice line with a yellow background and blue dashed lines.

Handwriting practice line with a yellow background and blue dashed lines.

Aşağıdaki metni okuyalım ve yazalım.

İlke, eline nane al.


Kenan, Nalan'a inan.

Anne, keklik keneli.

Kalk Lale, kekini al.

Nine, alan nane ekili.

Ala inek alan nine.



Handwriting practice line with a yellow background and blue dashed lines.

Handwriting practice line with a yellow background and blue dashed lines.

Handwriting practice line with a yellow background and blue dashed lines.

Handwriting practice line with a yellow background and blue dashed lines.

Handwriting practice line with a yellow background and blue dashed lines.

Handwriting practice line with a yellow background and blue dashed lines.