


- o sesi boyama sayfaları


ADI SOYADI:

ETKİNLİK ADI: ALFABE LABİRENTİ



- Süper kahramanın "O" harfine giden yolu bulmasına yardım eder misin?
- "O" harf labirentini boyar mısın?

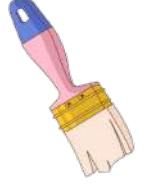
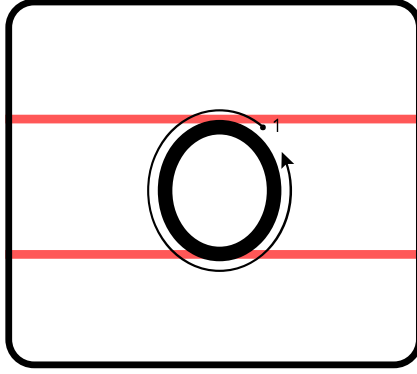
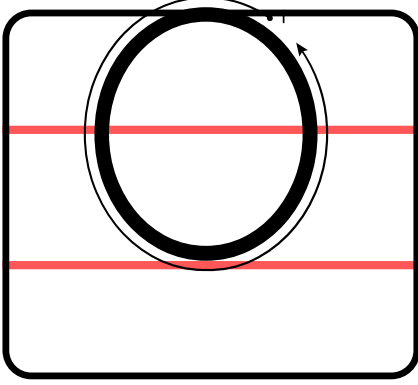


- Süper kahramanımız "O" harfini boyayalım.



- İçinde "O-o" sesi olan görselleri istediğiniz renge; içinde "O-o" sesi olmayan görselleri siyaha boyayınız.



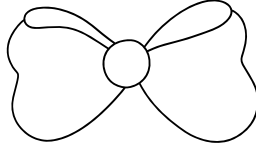



Otobüs




Aşağıda görselleri verilen varlıkların adlarını söyleyelim. Adlarında "O" sesi olan varlıkların altındaki kutucuğu işaretleyelim.













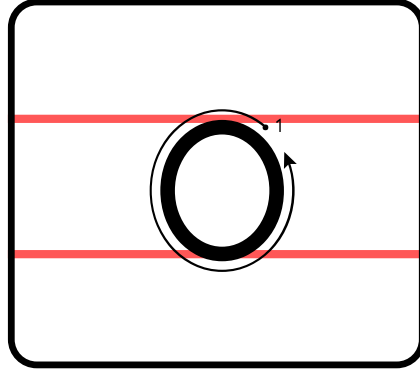
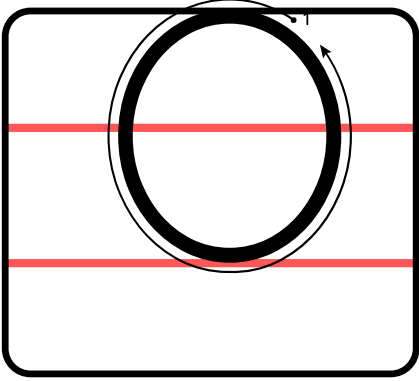







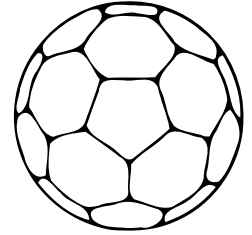
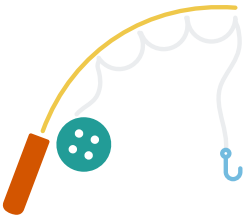
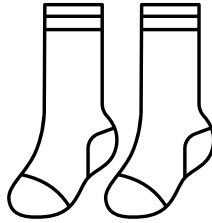


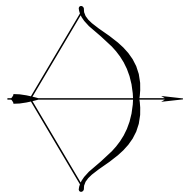







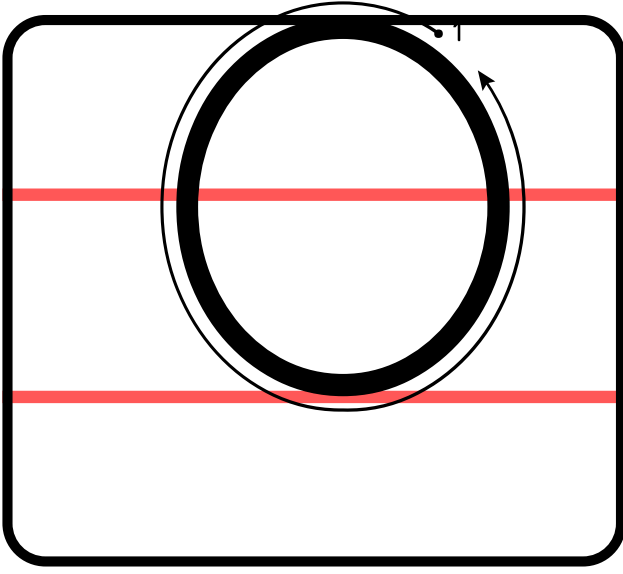
Aşağıda görselleri verilen varlıkların adlarını söyleyelim. Adlarındaki "O-o" sesi başta mı, ortada mı, sonda mı işaretleyelim.

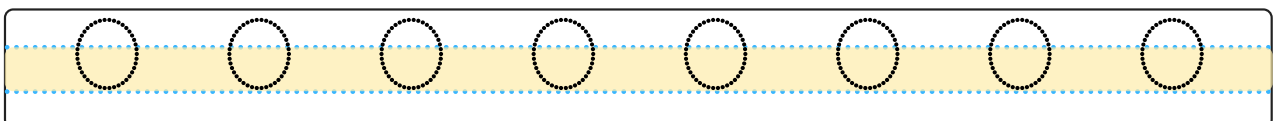
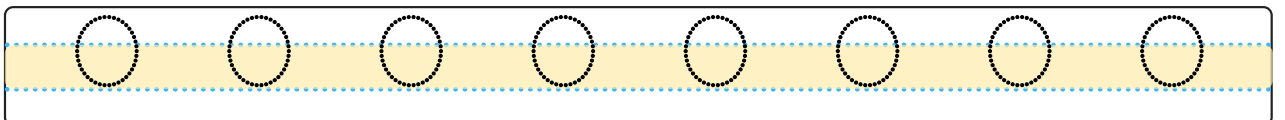
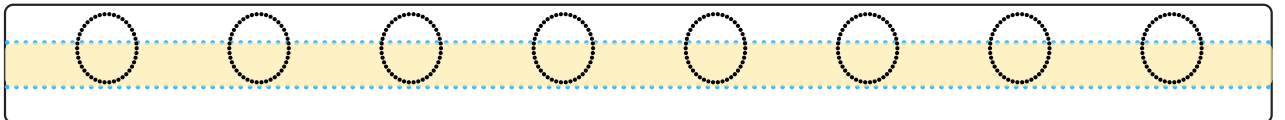
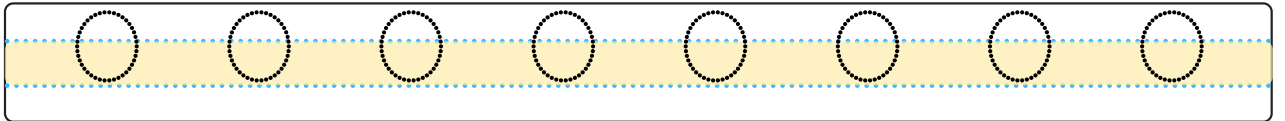
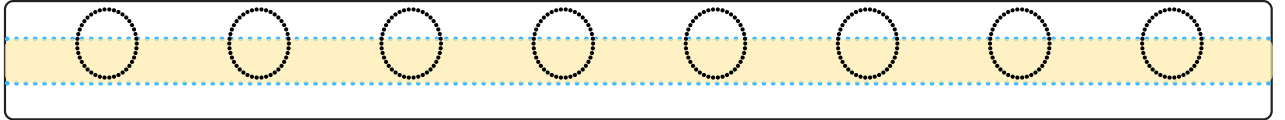
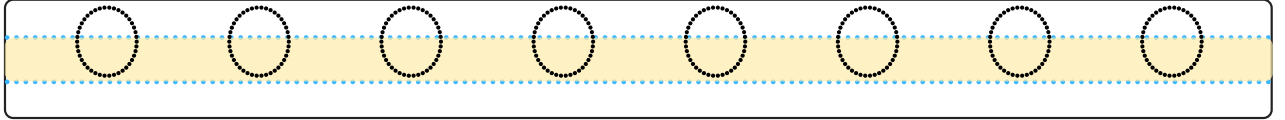
  

  

  

  

  

  

  


ADI SOYADI:

ETKİNLİK ADI: HARF OKUMA-YAZMA ÇALIŞMASI

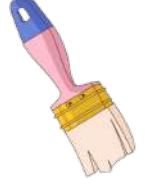
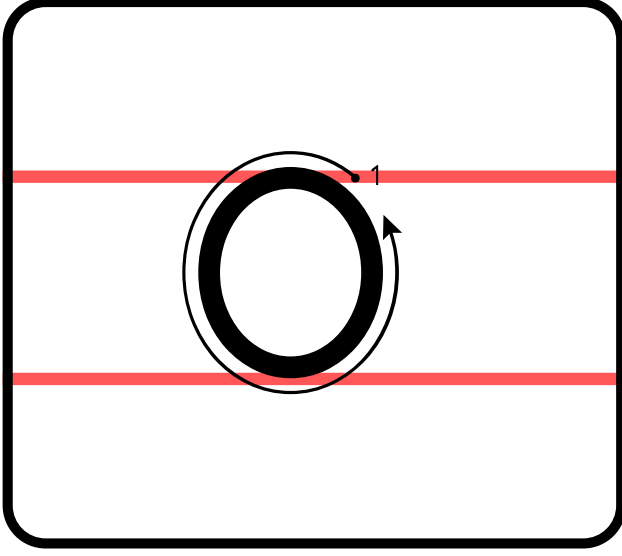


Oğlak

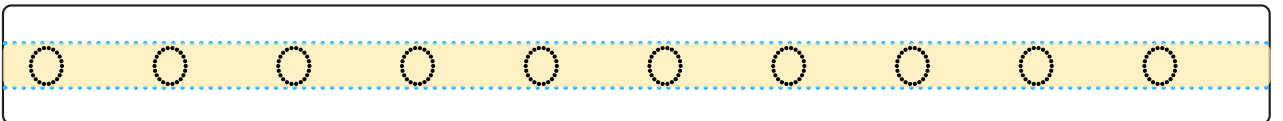
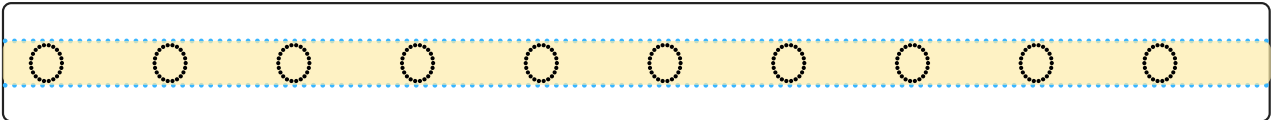
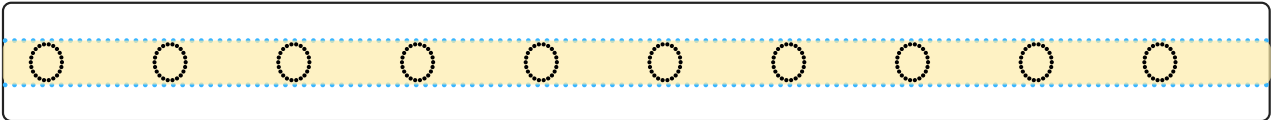
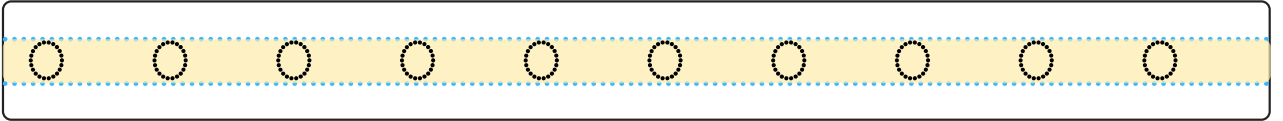
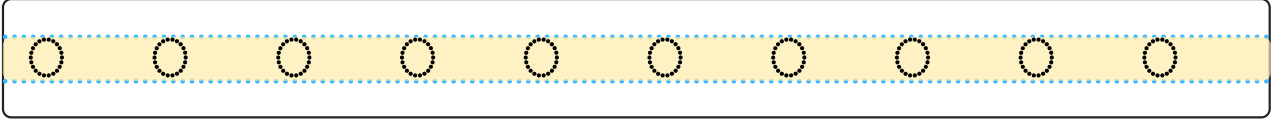
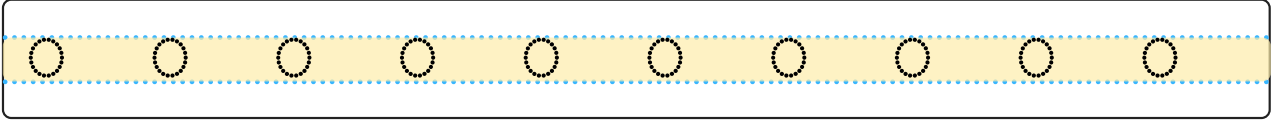


ADI SOYADI:

ETKİNLİK ADI: HARF OKUMA-YAZMA ÇALIŞMASI



Koyun





ADI SOYADI:

ETKİNLİK ADI: HARF OKUMA-YAZMA ÇALIŞMASI



Handwriting practice row with seven dashed circles for tracing on a yellow background with blue dashed lines.

Handwriting practice row with one dashed circle for tracing on a yellow background with blue dashed lines.

Handwriting practice row with one dashed circle for tracing on a yellow background with blue dashed lines.

Handwriting practice row with one dashed circle for tracing on a yellow background with blue dashed lines.

Handwriting practice row with one dashed circle for tracing on a yellow background with blue dashed lines.

Handwriting practice row with ten dashed circles for tracing on a yellow background with blue dashed lines.

Handwriting practice row with one dashed circle for tracing on a yellow background with blue dashed lines.

Handwriting practice row with one dashed circle for tracing on a yellow background with blue dashed lines.

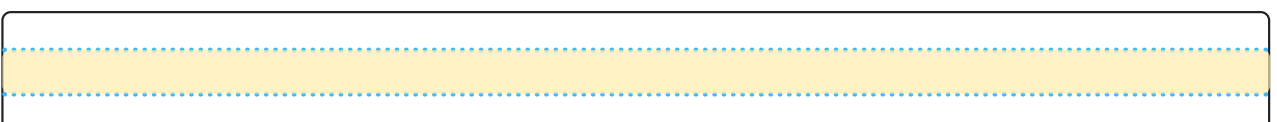





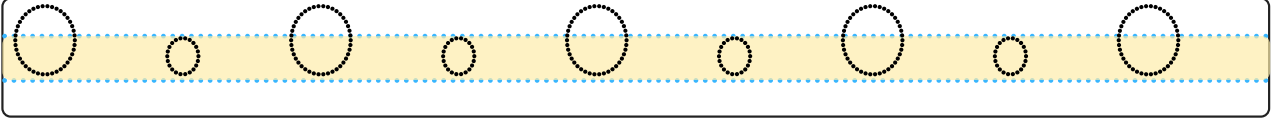
Handwriting practice row with one dashed circle for tracing on a yellow background with blue dashed lines.

Handwriting practice row with one dashed circle for tracing on a yellow background with blue dashed lines.

Handwriting practice row with one dashed circle for tracing on a yellow background with blue dashed lines.



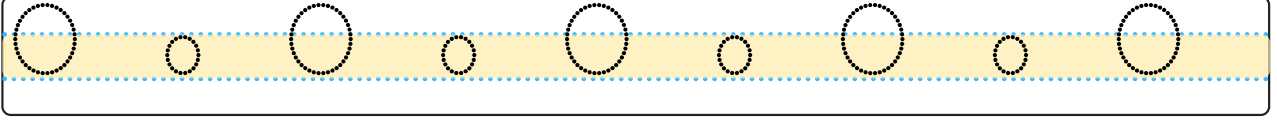
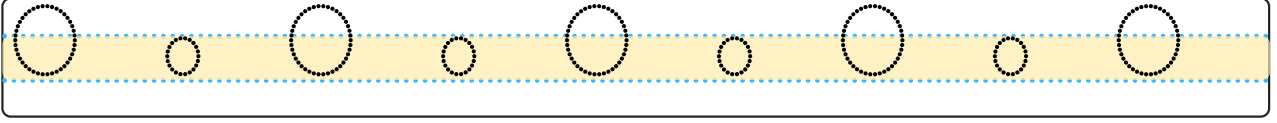

ADI SOYADI:

ETKİNLİK ADI: HARF OKUMA - YAZMA ÇALIŞMASI




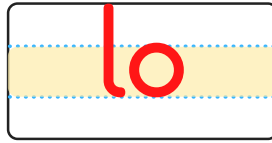
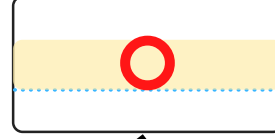
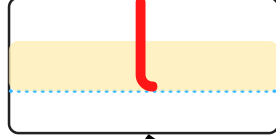
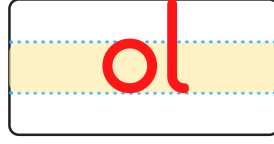
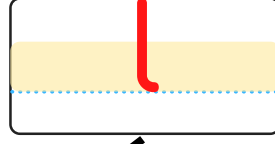
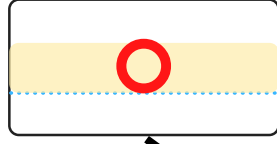
ADI SOYADI:

ETKİNLİK ADI: HARF OKUMA - YAZMA ÇALIŞMASI



ADI SOYADI:

ETKİNLİK ADI: HARF OKUMA-YAZMA ÇALIŞMASI



ADI SOYADI:

ETKİNLİK ADI: HARF OKUMA-YAZMA ÇALIŞMASI

o

k

ok

ok

ok

ok

k

o

ko

ko

ko

ko

ADI SOYADI:

ETKİNLİK ADI: HARF OKUMA-YAZMA ÇALIŞMASI

o

n

on

on

on

on

n

o

no

no

no

no

ADI SOYADI:

ETKİNLİK ADI: HARF OKUMA-YAZMA ÇALIŞMASI

ko

l

kol

kol

kol

kol

ok

la

okla

okla

okla

okla

ko

li

koli

koli

koli

koli

o

kan

Okkan

Okkan

Okkan

Okkan



ko

na

kona

kona

kona

kona

lo

kal

lokal

lokal

lokal

lokal

Sözcüklerle cümle oluşturalım, yazalım ve okuyalım.

On

lale

kokla

On lale kokla.

Sözcüklerle cümle oluşturalım, yazalım ve okuyalım.

Okan

eline

ok

al

Okan eline ok al.

Sözcüklerle cümle oluşturalım, yazalım ve okuyalım.

Okan

on

kekik

kokla

Okan on kekik kokla.

Sözcüklerle cümle oluşturalım, yazalım ve okuyalım.

Okan

on

kola

al

Okan on kola al.

Aşağıdaki kelimeleri okuyalım, bir satır yazalım.

Konak

Handwriting practice line for the word "Konak". It consists of a solid top line, a dashed middle line, and a solid bottom line, with a yellow shaded area between the dashed and solid middle lines.

Koni

Handwriting practice line for the word "Koni". It consists of a solid top line, a dashed middle line, and a solid bottom line, with a yellow shaded area between the dashed and solid middle lines.

Kano

Handwriting practice line for the word "Kano". It consists of a solid top line, a dashed middle line, and a solid bottom line, with a yellow shaded area between the dashed and solid middle lines.

Okka

Handwriting practice line for the word "Okka". It consists of a solid top line, a dashed middle line, and a solid bottom line, with a yellow shaded area between the dashed and solid middle lines.

Koli

Handwriting practice line for the word "Koli". It consists of a solid top line, a dashed middle line, and a solid bottom line, with a yellow shaded area between the dashed and solid middle lines.

Kokla

Handwriting practice line for the word "Kokla". It consists of a solid top line, a dashed middle line, and a solid bottom line, with a yellow shaded area between the dashed and solid middle lines.

Aşağıdaki cümleleri okuyalım, yazalım.

Kaan koli koli kola al.

Okan, ona kano al.

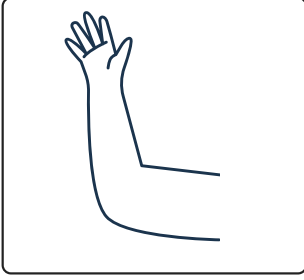
O alan kekikli.

Okan o ok, o koni.

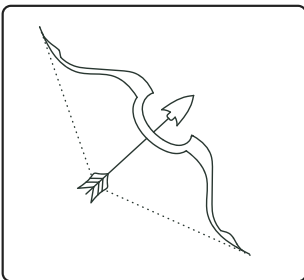


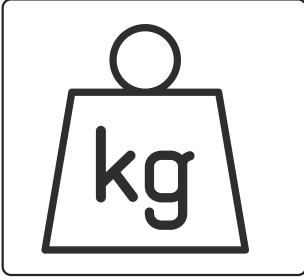
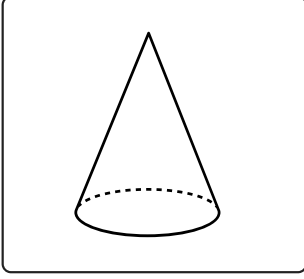
Okan aileni kolla.

Kenan ile Okan kol kola.

Verilen görsellerin adlarını iki satır yazalım.



Kol



Aşağıdaki metni okuyalım ve yazalım.

Okan o ne ?

O kola ile koli.

Kekik kokan nane.

Okan nane kokla.

Okan kekik kokla.

Okan on koli kola al.



Handwriting practice line with a yellow background and blue dashed lines.

Handwriting practice line with a yellow background and blue dashed lines.

Handwriting practice line with a yellow background and blue dashed lines.

Handwriting practice line with a yellow background and blue dashed lines.

Handwriting practice line with a yellow background and blue dashed lines.

Handwriting practice line with a yellow background and blue dashed lines.

Aşağıdaki metni okuyalım ve yazalım.

Kola alan alana.

Kola alan alana.

Naneli kek alan alana.

Nane ile kek alan alana.

Kekik ile kola alan alana.

Kakao ile kek alan alana.



Handwriting practice line with a yellow background and blue dashed lines.

Handwriting practice line with a yellow background and blue dashed lines.

Handwriting practice line with a yellow background and blue dashed lines.

Handwriting practice line with a yellow background and blue dashed lines.

Handwriting practice line with a yellow background and blue dashed lines.

Handwriting practice line with a yellow background and blue dashed lines.