

ADI SOYADI:

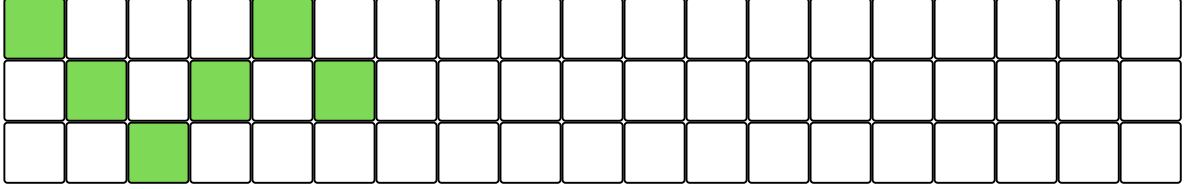
2.SINIF

MATEMATİK KONU ANLATIM ÇALIŞMASI


KONU ADI: ÖRÜNTÜ

Kutucuklardaki renkli örüntüleri boyayarak tamamlayalım.

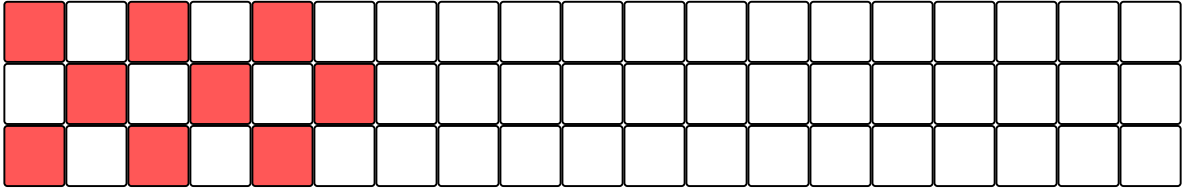
1




2




3



4



5



ADI SOYADI:

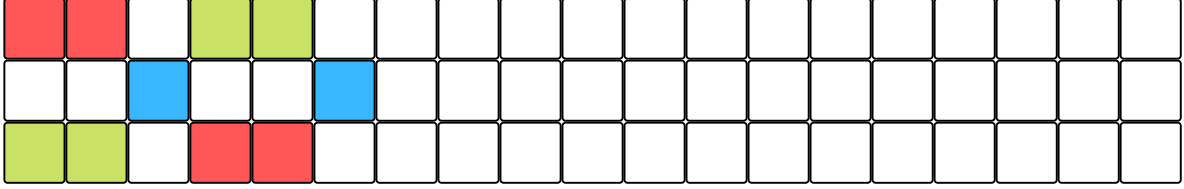
2.SINIF

MATEMATİK KONU ANLATIM ÇALIŞMASI

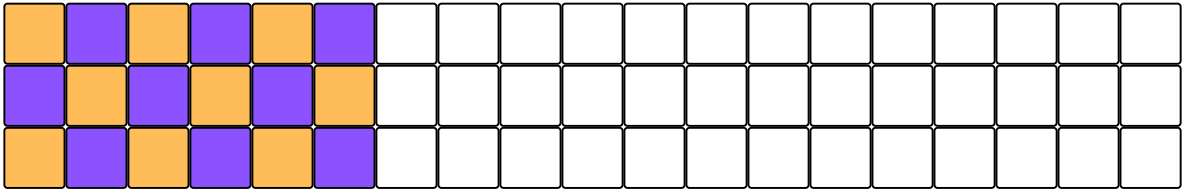
KONU ADI: ÖRÜNTÜ

Kutucuklardaki renkli örüntüleri boyayarak tamamlayalım.

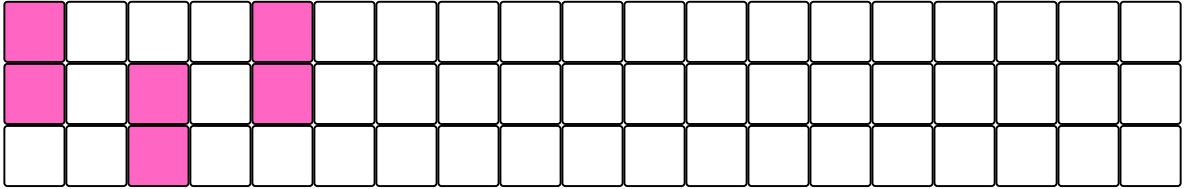
1




2




3



4



5



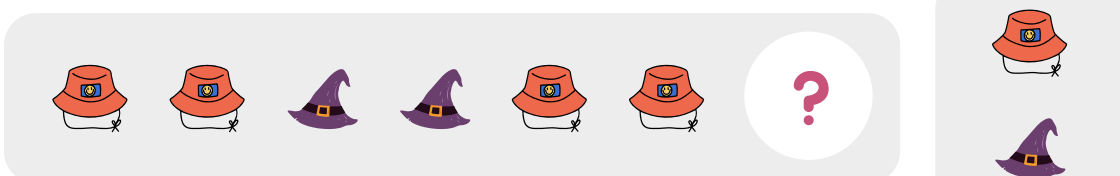



ADI SOYADI:

2.SINIF

MATEMATİK KONU ANLATIM ÇALIŞMASI

KONU ADI: ÖRÜNTÜ

Aşağıdaki örüntüleri takip et ve soru işaretinin olduğu yere hangi şapkanın geleceğini bul.



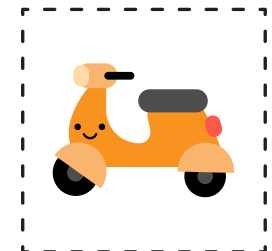


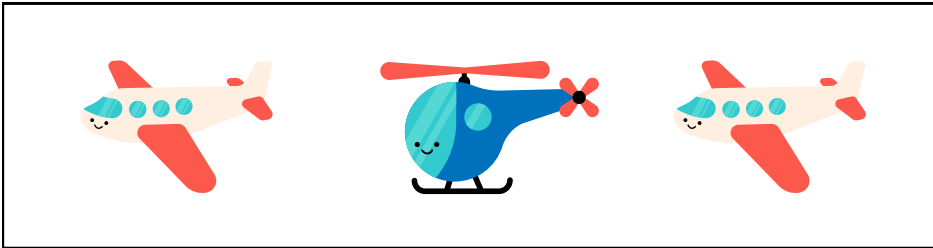




ADI SOYADI:

2.SINIF

MATEMATİK KONU ANLATIM ÇALIŞMASI

KONU ADI: ÖRÜNTÜ

Aşağıdaki örüntüleri devam etmek için doğru resmi kesip yapıştıralım.







ADI SOYADI:

2.SINIF

MATEMATİK KONU ANLATIM ÇALIŞMASI

KONU ADI: ÖRÜNTÜ

Aşağıdaki örüntüleri devam etmek için doğru resmi kesip yapıştıralım.



ADI SOYADI:

2.SINIF

MATEMATİK KONU ANLATIM ÇALIŞMASI

KONU ADI: ÖRÜNTÜ

Aşağıdaki örüntüleri devam etmek için doğru resmi kesip yapıştıralım.

