
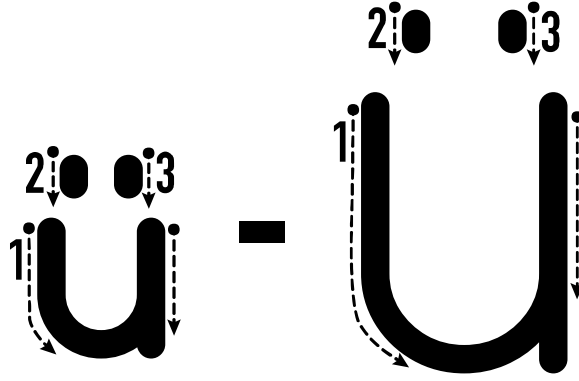
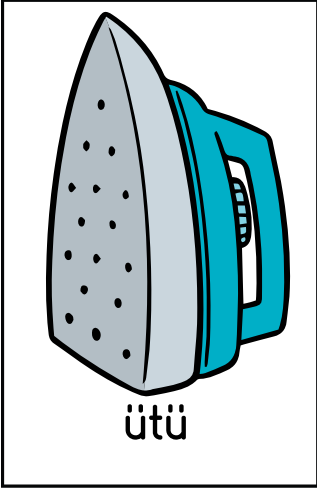









ü - Ü - s - S - ö - Ö - y - Y - d - D - z - Z


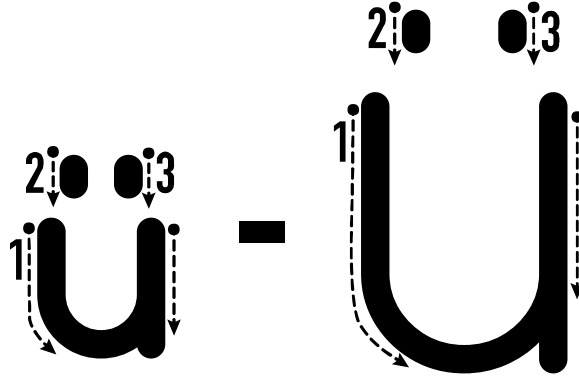
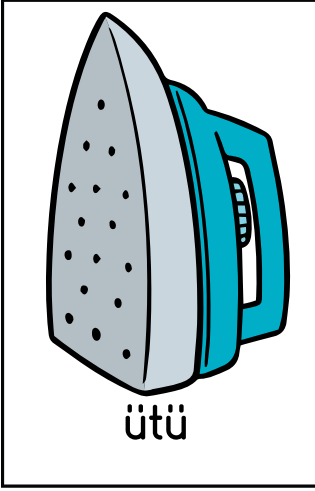


Aşağıdaki varlıkların adlarını söyleyelim. Adında "ü" sesi olan varlıkları işaretleyelim.








ü - Ü - s - S - ö - Ö - y - Y - d - D - z - Z



Aşağıdaki varlıkların adlarında bulunan "ü" sesleri başta ise baştaki, ortada ise ortadaki, sonda ise sondaki kutucuğu işaretleyelim.

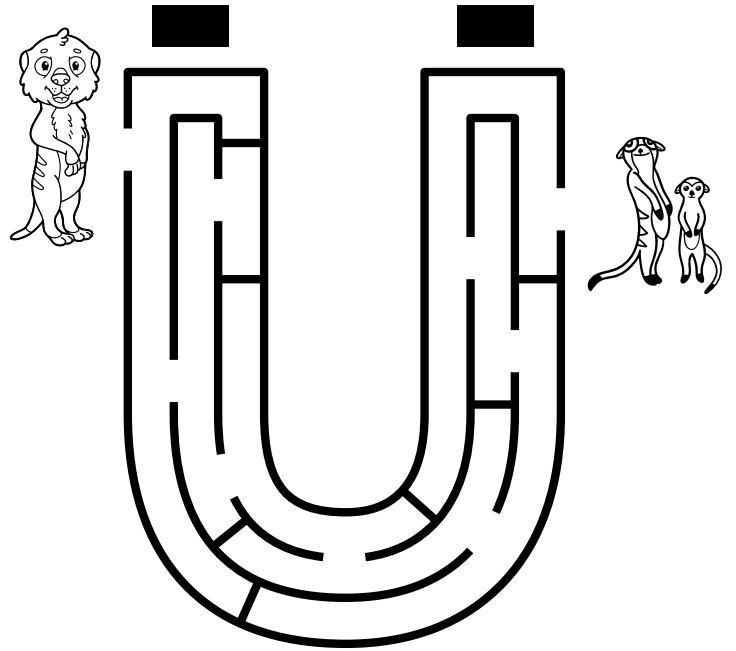
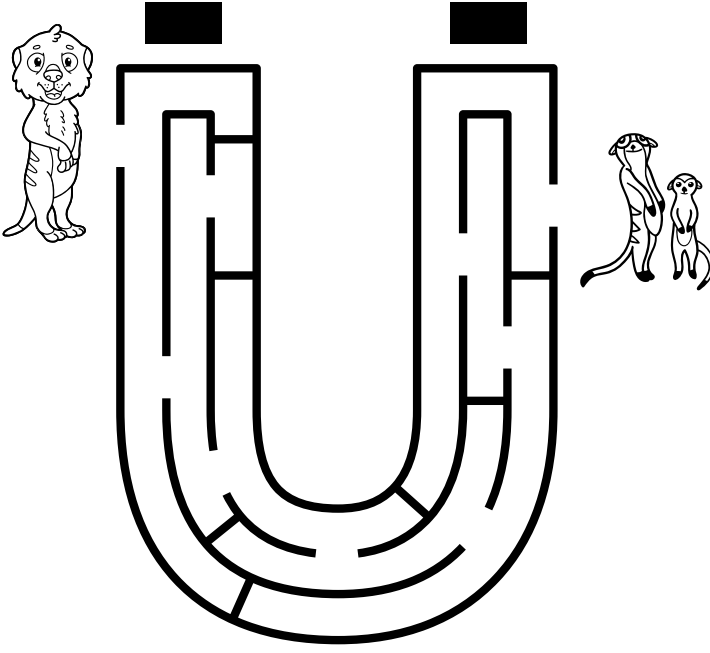




ü - Ü - s - S - ö - Ö - y - Y - d - D - z - Z



- Sevimli mirketin arkadaşlarına giden yolu bulmasına yardım eder misin?
- "ü" harf labirentini boyar mısın?






ü - Ü - s - S - ö - Ö - y - Y - d - D - z - Z




- Sevimli mirketin arkadaşlarına giden yolu bulmasına yardım eder misin?
- "Ü" harf labirentini boyar mısın?

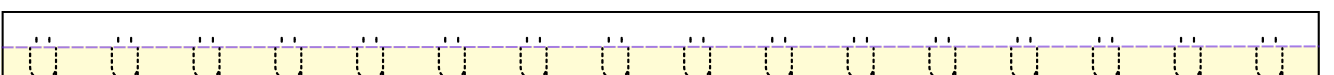
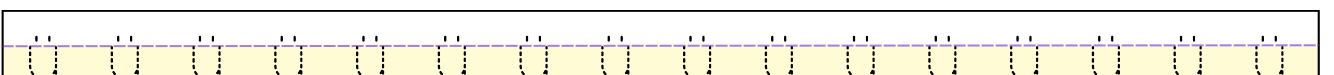
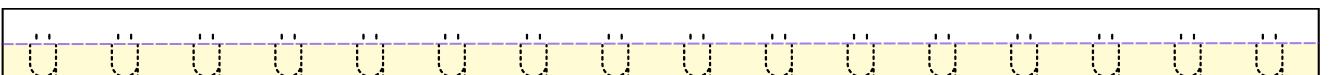
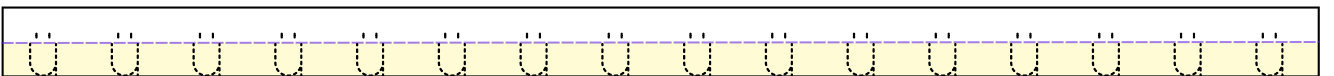
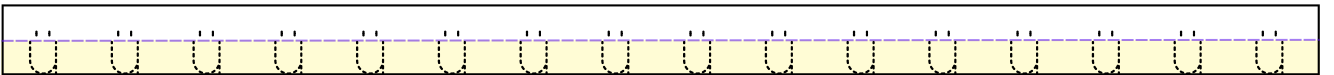
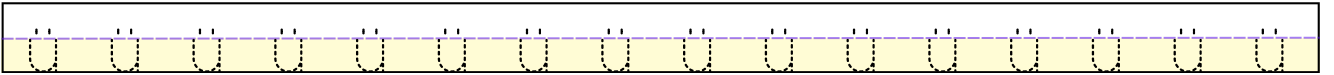
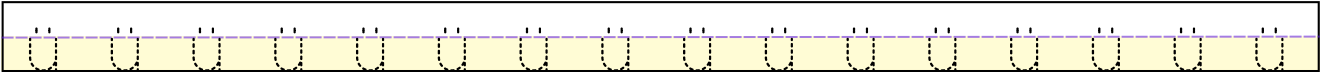
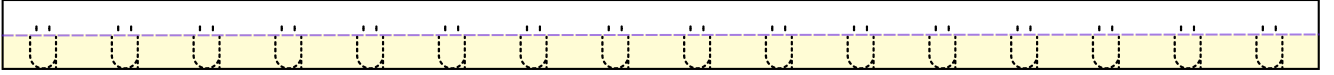




ü - Ü - s - S - ö - Ö - y - Y - d - D - z - Z


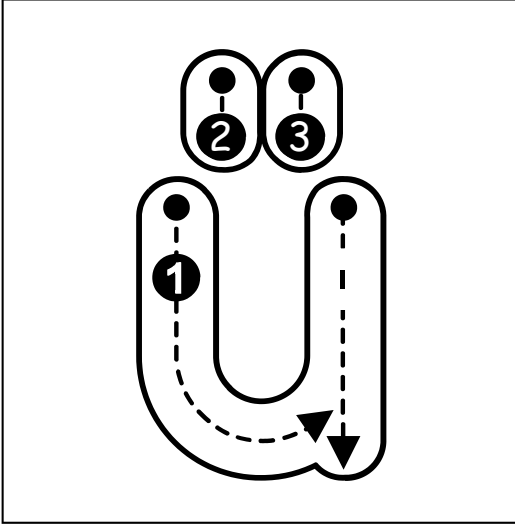


“ü” harflerindeki noktaları birleştirelim ve yazalım.





ü - Ü - s - S - ö - Ö - y - Y - d - D - z - Z



“ü” harflerindeki noktaları birleştirelim ve yazalım.

ü ü ü ü ü ü ü ü ü ü ü ü ü ü ü ü

ü ü ü ü ü ü ü ü ü ü

ü ü ü ü ü ü ü ü

ü ü ü ü ü ü

ü ü ü ü


ü ü

ü

ü



ü - Ü - s - S - ö - Ö - y - Y - d - D - z - Z



Gül

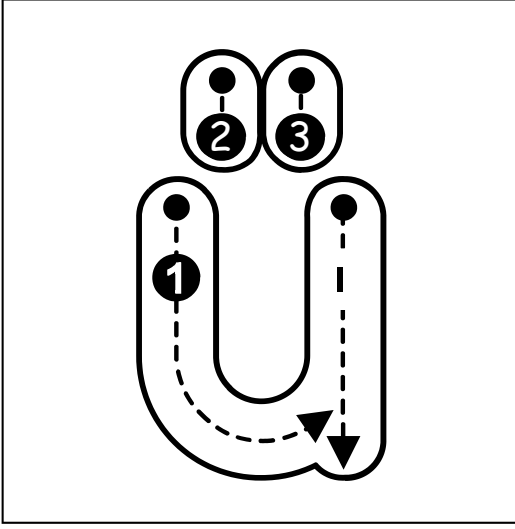


“Ü” harflerindeki noktaları birleştirelim ve yazalım.

Handwriting practice lines for the letter 'ü'. Each line contains ten dashed 'ü' characters for tracing. The lines are arranged in a grid format with a yellow background for the writing area.



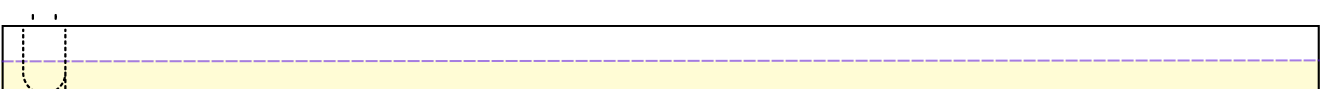



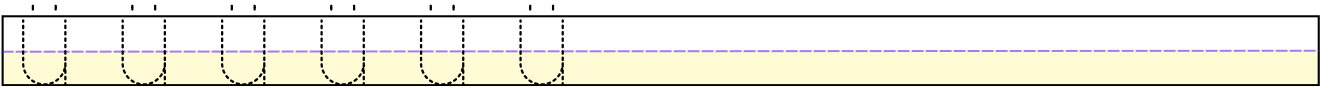
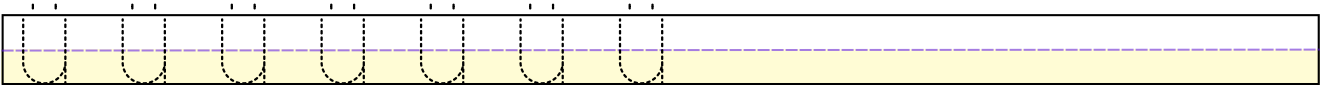
ü - Ü - s - S - ö - Ö - y - Y - d - D - z - Z



Dünya



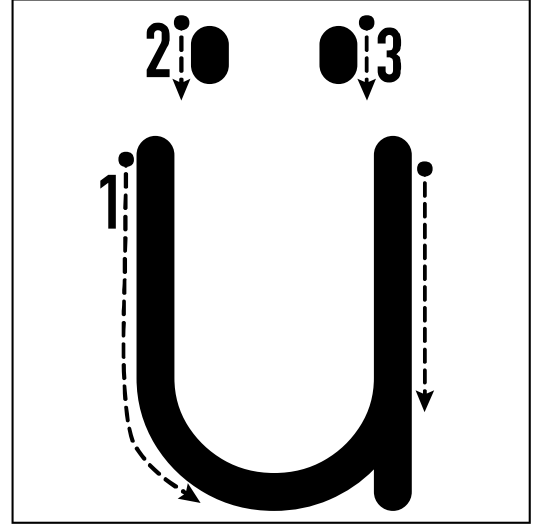

“Ü” harflerindeki noktaları birleştirelim ve yazalım.







ü - Ü - s - S - ö - Ö - y - Y - d - D - z - Z



“ü ve Ü” harflerindeki noktaları birleştirelim ve yazalım.

ü Ü ü Ü ü Ü ü Ü ü Ü

ü Ü ü Ü ü Ü ü Ü ü Ü

ü Ü ü Ü ü Ü ü Ü ü Ü

ü Ü ü Ü ü Ü ü Ü ü Ü

ü Ü ü Ü ü Ü ü Ü ü Ü

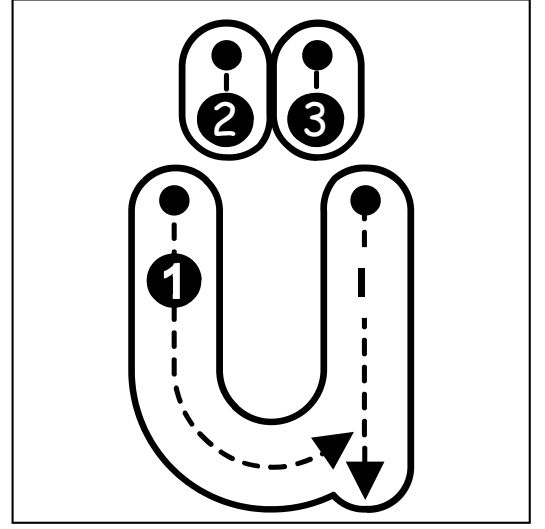
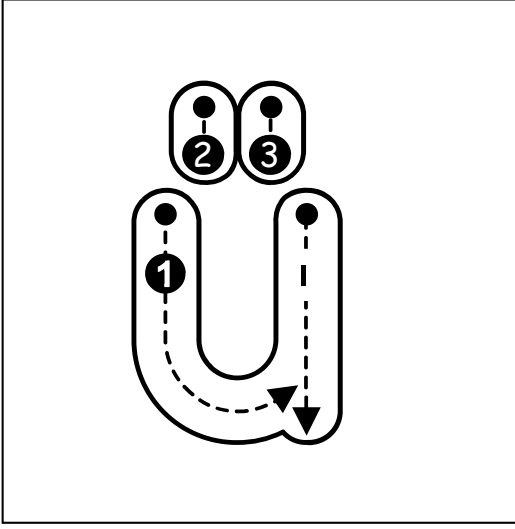
ü Ü ü Ü ü Ü ü Ü ü Ü

ü Ü ü Ü ü Ü ü Ü ü Ü

ü Ü ü Ü ü Ü ü Ü ü Ü



ü - Ü - s - S - ö - Ö - y - Y - d - D - z - Z



“ü ve Ü” harflerindeki noktaları birleştirelim ve yazalım.

ü Ü ü Ü ü Ü ü Ü ü Ü

ü Ü ü Ü ü Ü ü Ü

ü Ü ü Ü ü Ü ü

ü Ü ü Ü ü Ü

ü Ü ü Ü ü

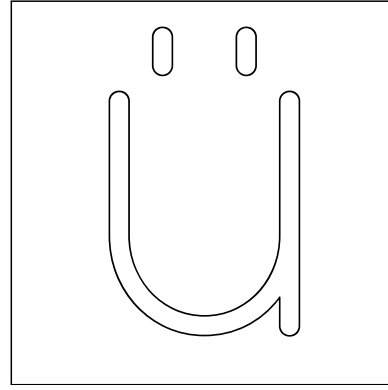


ü Ü ü Ü

ü Ü ü


ü Ü



ü - Ü - s - S - ö - Ö - y - Y - d - D - z - Z



“ü ve Ü” harflerinin yazılı olduğu elmaları istediğiniz renge boyayın.








ü - Ü - s - S - ö - Ö - y - Y - d - D - z - Z



“Ü” harf mandalasını istediğiniz renge boyayınız.





ü - Ü - s - S - ö - Ö - y - Y - d - D - z - Z



Aşağıdaki hece ve kelimeleri okuyup yazalım.

ü n  
ün

\_\_\_\_\_  
\_\_\_\_\_  
\_\_\_\_\_

n ü  
nü

\_\_\_\_\_  
\_\_\_\_\_  
\_\_\_\_\_

ü t  
üt

\_\_\_\_\_  
\_\_\_\_\_  
\_\_\_\_\_

t ü  
tü

\_\_\_\_\_  
\_\_\_\_\_  
\_\_\_\_\_

ü l  
ül

\_\_\_\_\_  
\_\_\_\_\_  
\_\_\_\_\_

l ü  
lü

\_\_\_\_\_  
\_\_\_\_\_  
\_\_\_\_\_

ü k  
ük

\_\_\_\_\_  
\_\_\_\_\_  
\_\_\_\_\_

k ü  
kü

\_\_\_\_\_  
\_\_\_\_\_  
\_\_\_\_\_




ü - Ü - s - S - ö - Ö - y - Y - d - D - z - Z



Aşağıdaki hece ve kelimeleri okuyup yazalım.

ü tü

ütü




\_\_\_\_\_

\_\_\_\_\_

a kü

akü



\_\_\_\_\_

\_\_\_\_\_

kü rek

kürek



\_\_\_\_\_

\_\_\_\_\_

tü nel

tünel



\_\_\_\_\_

\_\_\_\_\_

ül ke

ülke



\_\_\_\_\_

\_\_\_\_\_

kü tük

kütük



\_\_\_\_\_

\_\_\_\_\_

tür kü

türkü



\_\_\_\_\_

\_\_\_\_\_

küt le

kütle



\_\_\_\_\_


\_\_\_\_\_




ü - Ü - s - S - ö - Ö - y - Y - d - D - z - Z



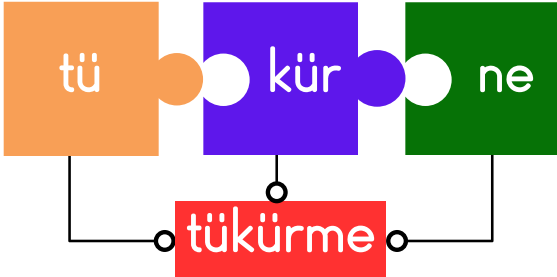
Aşağıdaki hece ve kelimeleri okuyup yazalım.



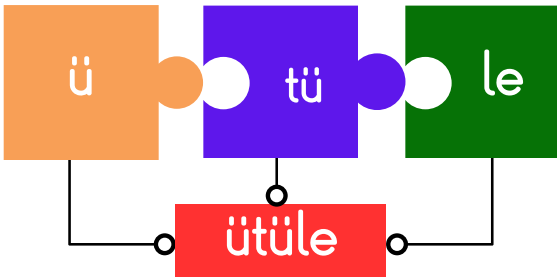
Two horizontal lines for writing the word 'tüketim'.



Two horizontal lines for writing the word 'tünemek'.



Two horizontal lines for writing the word 'tükürme'.



Two horizontal lines for writing the word 'ütüle'.



ü - Ü - s - S - ö - Ö - y - Y - d - D - z - Z



Aşağıdaki hece ve kelimeleri okuyup yazalım.

mü kem mel

mükemmel

\_\_\_\_\_

\_\_\_\_\_

tür kü lü

türkülü

\_\_\_\_\_

\_\_\_\_\_

tüt kü le

tütküle

\_\_\_\_\_

\_\_\_\_\_

tül le ri

tülleri

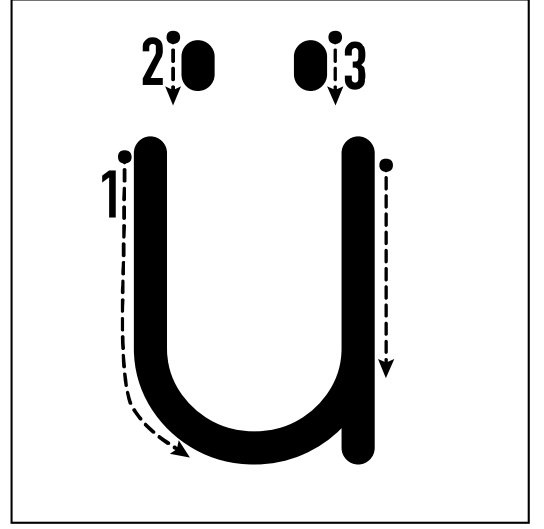

\_\_\_\_\_

\_\_\_\_\_





ü - Ü - s - S - ö - Ö - y - Y - d - D - z - Z



Aşağıdaki kelimeleri okuyup bir satır yazalım.

küt

tül

mün

tük

tüt



tür

lüt

tüm



ü - Ü - s - S - ö - Ö - y - Y - d - D - z - Z



Aşağıdaki kelimeleri okuyup bir satır yazalım.

ütü

tülü

tüket

Ümit

ülke

Türk

tüket



tülle



ü - Ü - s - S - ö - Ö - y - Y - d - D - z - Z





Aşağıda görselleri verilen varlıkların adlarını yazalım.



Blank writing area with a dashed line and yellow background




Blank writing area with a dashed line and yellow background



Blank writing area with a dashed line and yellow background



Blank writing area with a dashed line and yellow background



Blank writing area with a dashed line and yellow background





Blank writing area with a dashed line and yellow background



ü - Ü - s - S - ö - Ö - y - Y - d - D - z - Z




Aşağıda görselleri verilen varlıkların adlarını yazalım.



Blank writing area with a dashed purple line and a yellow background.





Blank writing area with a dashed purple line and a yellow background.



Blank writing area with a dashed purple line and a yellow background.



Blank writing area with a dashed purple line and a yellow background.



Blank writing area with a dashed purple line and a yellow background.






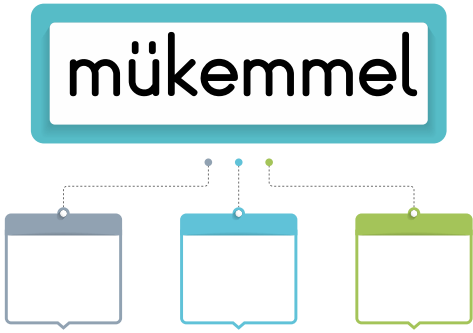


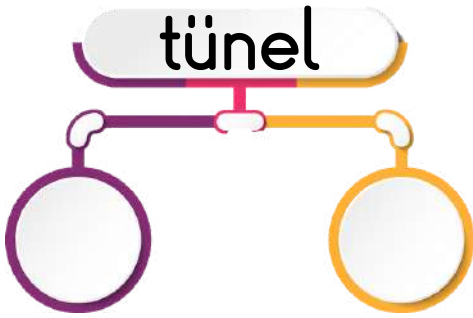

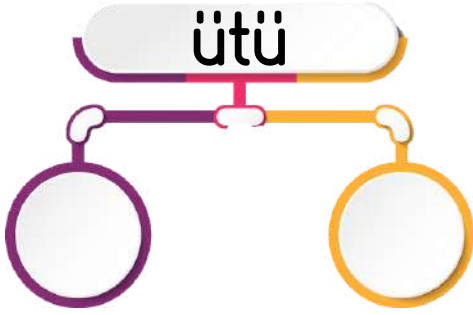
Blank writing area with a dashed purple line and a yellow background.



ü - Ü - s - S - ö - Ö - y - Y - d - D - z - Z



Aşağıda verilen kelimeleri hecelerine ayıralım.





ü - Ü - s - S - ö - Ö - y - Y - d - D - z - Z



Verilen cümleleri okuyup aştındaki satıra yazalım.

Emine tülü ütüle.

Emre marketten on ütü al.

Emin makine ile kütük alma.

Melike tünele inme.



ü - Ü - s - S - ö - Ö - y - Y - d - D - z - Z



Verilen cümleleri okuyup aştındaki satıra yazalım.

Limonlu ürünleri alalım.

Milli ürünleri tüketelim mi?

Kamil ülkeneye katkı ol.

Türk ürünleri tüketelim.



ü - Ü - s - S - ö - Ö - y - Y - d - D - z - Z



Aşağıdaki metni 5 defa okuyalım.

# TÜRK MALI

Ümit tüketelim.

Milli malları kullanalım.

Türk mallarını tüketelim.

Milli ürünler kaliteli.

Türk Milleti mutlu olur.

Handwriting practice line with a dashed midline and a yellow shaded bottom area.

Handwriting practice line with a dashed midline and a yellow shaded bottom area.

Handwriting practice line with a dashed midline and a yellow shaded bottom area.

Handwriting practice line with a dashed midline and a yellow shaded bottom area.

Handwriting practice line with a dashed midline and a yellow shaded bottom area.

Handwriting practice line with a dashed midline and a yellow shaded bottom area.





ü - Ü - s - S - ö - Ö - y - Y - d - D - z - Z



Aşağıdaki metni 5 defa okuyalım.

## LOKUM

Umut altı kilo lokum al.

On iki kilo lokum alma.

Umut konuklara ikram et.

Konuklara kek ikram et.

Kek ile lokumları tart.

Handwriting practice line with a dashed midline and a yellow shaded bottom area.

Handwriting practice line with a dashed midline and a yellow shaded bottom area.

Handwriting practice line with a dashed midline and a yellow shaded bottom area.

Handwriting practice line with a dashed midline and a yellow shaded bottom area.

Handwriting practice line with a dashed midline and a yellow shaded bottom area.

Handwriting practice line with a dashed midline and a yellow shaded bottom area.



ü - Ü - s - S - ö - Ö - y - Y - d - D - z - Z



Aşağıdaki metnleri 5 defa okuyalım.

Ülkü ütüle.

Ülkü tül ütüle.

Ülkü on tane tül ütüle.

Ülkü ile on tane tül ütüle.


Ülkü ütü ile on tane tül ütüle.

Ülkü ile on tane tül ütüle.

Ülkü on tane tül ütüle.

Ülkü tül ütüle.

Ülkü ütüle.



Ümit al.

Ümit kütük al.

Ümit altı tane kütük al.

Ümit tünelden altı tane kütük al.

Ümit altı tane kütük al.

Ümit kütük al.

Ümit al.





ü - Ü - s - S - ö - Ö - y - Y - d - D - z - Z



Aşağıdaki metnleri 5 defa okuyalım.

Ümit

Ümit tak.

Ümit akü tak.

Ümit renkli akü tak.

Ümit al renkli akü tak.

Ümit al renkli akü tak.

Ümit renkli akü tak.

Ümit akü tak.

Ümit tak.



Ülkü

Ülkü tüketelim.

Ülkü ürünleri tüketelim.

Ülkü Türk ürünleri tüketelim.

Ülkü ürünleri tüketelim.

Ülkü tüketelim.

Ülkü





ü - Ü - s - S - ö - Ö - y - Y - d - D - z - Z



Aşağıdaki hece ve kelimeleri okuyalım.

Okuduğumuz hece veya kelimeyi silgi ile kapatıp altına yazalım.

ün	üt	ük	ül	üm	ür
nü	tü	kü	lü	mü	rü
tül	tüy	ütü	akü	ülkü	ülke
küm	kün	kür	küt	tür	müt

küme	kütle	kütük	kürek	tütme	ürkme
türkü	tüllü	küllü	armut	tüketim	Ümit
Türk	tüket	ülke	ünlem	ünlü	lüle
tüllü	Tülin	küllü	külle	kültür	tünel