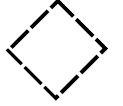
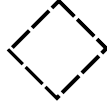

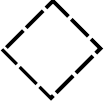

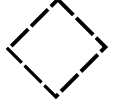
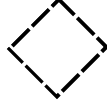

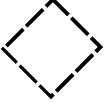












ü - Ü - s - S - ö - Ö - y - Y - d - D - z - Z



Adında "ö" sesi bulunan varlıkları işaretleyelim.






"ö" sesi, görselin başında mı ortasında mı yoksa sonunda mı? işaretleyelim.







ü - Ü - s - S - ö - Ö - y - Y - d - D - z - Z







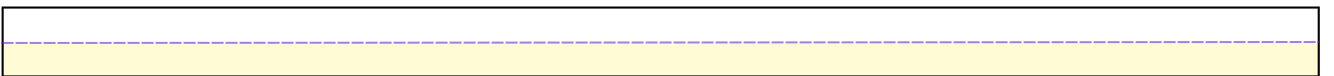
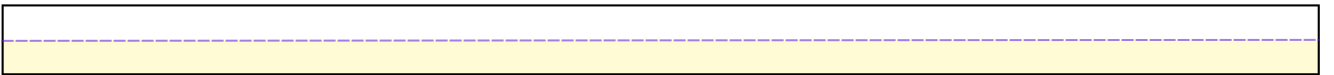
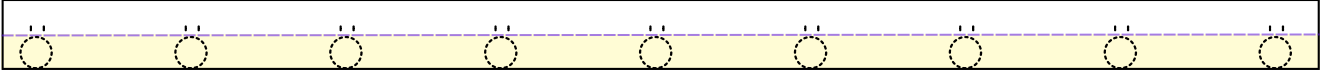
ü - Ü - s - S - ö - Ö - y - Y - d - D - z - Z



ördek



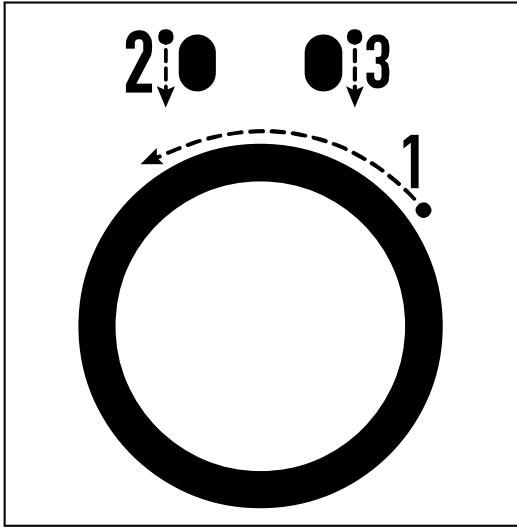


“ö” harflerindeki noktaları birleştirelim ve yazalım.


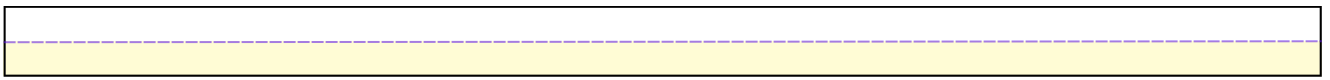
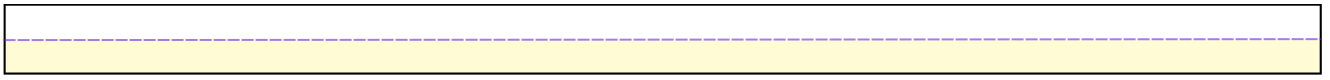

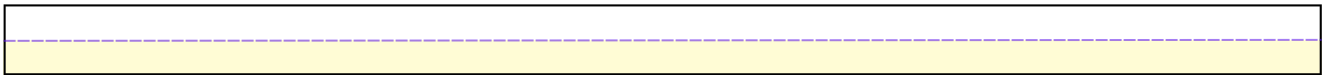
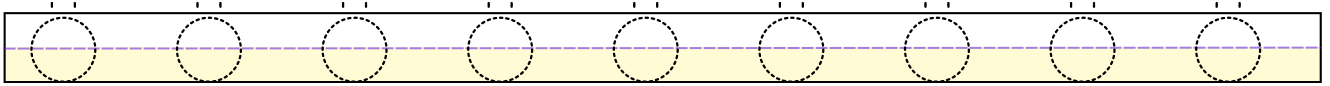
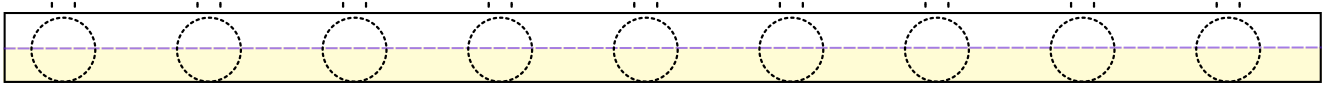




ü - Ü - s - S - ö - Ö - y - Y - d - D - z - Z






“ö” harflerindeki noktaları birleştirelim ve yazalım.




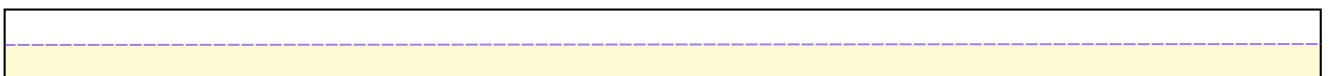

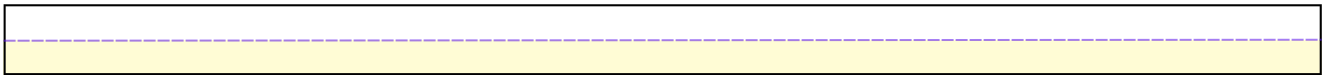
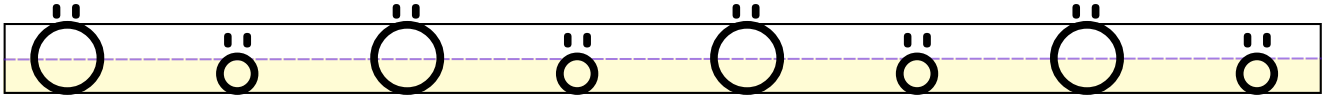




ü - Ü - s - S - ö - Ö - y - Y - d - D - z - Z




“ö” harflerindeki noktaları birleştirelim ve yazalım.





ü - Ü - s - S - ö - Ö - y - Y - d - D - z - Z



Aşağıdaki kelimeleri okuyup bir satır yazalım.

öt

ön

öm

ök

öl



ök

ör

ös



ü - Ü - s - S - ö - Ö - y - Y - d - D - z - Z



Aşağıdaki kelimeleri okuyup bir satır yazalım.

mö

kö

nö

tö

lö

rö

sö

kö



ü - Ü - s - S - ö - Ö - y - Y - d - D - z - Z



Aşağıdaki hece ve kelimeleri okuyup yazalım.

ö mer
Ömer

ö nal


ön lük

kö mür

ör tü

ö nem

ör tün mek




kö tü lük

kö mür lük

ö nem li


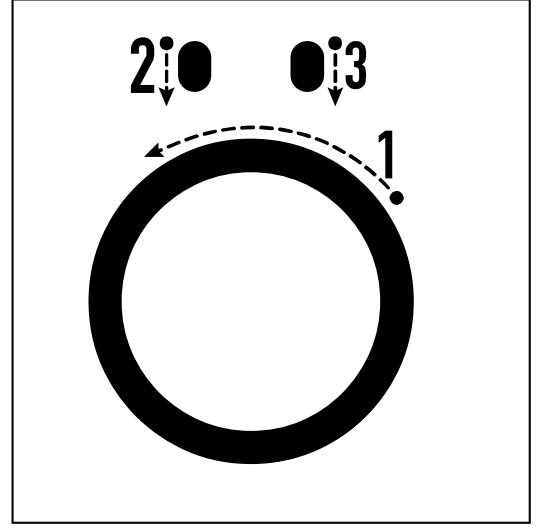

a san söz



ö mür lük



ü - Ü - s - S - ö - Ö - y - Y - d - D - z - Z



Aşağıdaki kelimeleri okuyup bir satır yazalım.

sönük

ömür

kömür

önlük

Ömer

Önemli

Önlüklü

Örtünmek



ü - Ü - s - S - ö - Ö - y - Y - d - D - z - Z



Aşağıdaki hece ve kelimeleri okuyalım.

Okuduğumuz hece veya kelimeyi silgi ile kapatıp altına yazalım.

ön	öl	ök	ös	ör	öt
lö	kö	rö	sö	nö	mö
kök	köl	möl	sön	röl	kös
önle	köle	önem	Ömer	Önal	Ömür

önlem	törene	örtülü	öttü	sökük	kökü
kömür	öteki	önlemlı	köklü	aktör	sönük
rektör	lösemi	öksürük	masör	körükle	nankör
traktör	traktör	Önal	Ökmen	monitör	asansör





ü - Ü - s - S - ö - Ö - y - Y - d - D - z - Z



egitimgen

M mer

Ömer

egitimgen

kö mür

kömür

egitimgen

kük lü

sarı



egitimgen

ön lük

önlük

egitimgen

tö ren

tören

egitimgen

ör tü

örtü

egitimgen

M mer

Ömer

egitimgen

kö mür

kömür

egitimgen

kük lü

sarı



egitimgen

ön lük

önlük

egitimgen

tö ren

tören

egitimgen

ör tü

örtü






ü - Ü - s - S - ö - Ö - y - Y - d - D - z - Z





Aşağıda görselleri verilen varlıkların adlarını yazalım.



Blank writing area with a dashed purple line and a yellow background.





Blank writing area with a dashed purple line and a yellow background.



Blank writing area with a dashed purple line and a yellow background.



Blank writing area with a dashed purple line and a yellow background.



Blank writing area with a dashed purple line and a yellow background.




Blank writing area with a dashed purple line and a yellow background.




ü - Ü - s - S - ö - Ö - y - Y - d - D - z - Z



Aşağıda görselleri verilen varlıkların adlarını yazalım.




Blank writing area with a dashed line and a yellow background.




Blank writing area with a dashed line and a yellow background.




Blank writing area with a dashed line and a yellow background.



Blank writing area with a dashed line and a yellow background.



Blank writing area with a dashed line and a yellow background.



Blank writing area with a dashed line and a yellow background.



ü - Ü - s - S - ö - Ö - y - Y - d - D - z - Z



Verilen cümleleri okuyup ağındaki satıra yazalım.

Ömür önüne önlük tak.

Sema önünü ilikle.

Önal, keklük öttü.

Anne önlük nerede?



ü - Ü - s - S - ö - Ö - y - Y - d - D - z - Z



Verilen cümleleri okuyup ağındaki satıra yazalım.

Selim önemli olan ne?



Serkan törenlere katıl.



Aslı senin önerin ne?



Suna örme atkıları tak.





ü - Ü - s - S - ö - Ö - y - Y - d - D - z - Z



Aşağıda verilen kelimelerden anlamlı ve kurallı cümle yazalım.

örnek Sema ol

Blank writing line with a dashed midline and a yellow shaded bottom area.

etme Ömer kötülük

Blank writing line with a dashed midline and a yellow shaded bottom area.

öttü Eslı keklık

Blank writing line with a dashed midline and a yellow shaded bottom area.

at örmeleri eski

Blank writing line with a dashed midline and a yellow shaded bottom area.

öner Ömer taksi

Blank writing line with a dashed midline and a yellow shaded bottom area.



ü - Ü - s - S - ö - Ö - y - Y - d - D - z - Z



Aşağıda verilen kelimelerden anlamlı ve kurallı cümle yazalım.

mü

keklik

öttü

önelem

kemal

önlem

Sema

tak

önlük

okuluna

ol

örnek

katıl

törene

Ömer



ü - Ü - s - S - ö - Ö - y - Y - d - D - z - Z



Aşağıdaki metni 5 defa okuyalım.

Ömer önüne önlük tak.



Anne önlük nerede?

Ömer önlük masanın üstünde.

Anne önlük ütülü mü?

Ömer önlük ütülü.

Unutma önünü ilikle.

Handwriting practice line with a dashed midline and a yellow shaded bottom area.

Handwriting practice line with a dashed midline and a yellow shaded bottom area.

Handwriting practice line with a dashed midline and a yellow shaded bottom area.

Handwriting practice line with a dashed midline and a yellow shaded bottom area.

Handwriting practice line with a dashed midline and a yellow shaded bottom area.

Handwriting practice line with a dashed midline and a yellow shaded bottom area.



ü - Ü - s - S - ö - Ö - y - Y - d - D - z - Z



Aşağıdaki metni 5 defa okuyalım.

ÖTEN KEKLİKLER

Ömer onlar ne?

Ömer onlar keklük mi?

Önal olar minik minik keklük.

Ömer ötenler minik keklük mi?

Ötenler anne keklük.



ü - Ü - s - S - ö - Ö - y - Y - d - D - z - Z



Aşağıdaki metnleri 5 defa okuyalım.



Ömer

Ömer, öttü.

Ömer, keklik öttü.

Ömer, minik keklik öttü.

Ömer, iki minik keklik öttü.

Ömer, minik keklik öttü.

Ömer, keklik öttü.

Ömer, öttü.

Ömer

Selma

Selma ör.

Selma on tane ör.

Selma on tane örme ör.

Selma on tane ör.

Selma ör.

Selma



ü - Ü - s - S - ö - Ö - y - Y - d - D - z - Z



Aşağıdaki metnleri 5 defa okuyalım.



Önlem

Önlem al.

Ömer önlem al.

Ömer traktöre önlem al.

Ömer önlem al.

Önlem al.

Önlem

Töreler

Töreler önemli.

Töreler önemli mi?

Önal töreler önemli mi?

Töreler önemli mi?

Töreler önemli.

Töreler